Form

Data form for critical components and material information

Applicant name and address..... :	LONGi Green Energy Technology Co., Ltd. (CBW No.: 099333) No. 388, Middle Hangtian Road, Chang'an District, Xi'an, Shaanxi 710100, P.R. China.
Manufacturer name and address . :	LONGi Green Energy Technology Co., Ltd. (CBW No.: 099333) No. 388, Middle Hangtian Road, Chang'an District, Xi'an, Shaanxi 710100, P.R. China.
Name and address of factory / factories..... :	a. LONGi Photovoltaic Technology (Taizhou) Co., Ltd. (Production Facility Code: 099605) No.8, Taikang Road Hailing District 225300 Taizhou City, Jiangsu Province, P.R. China.
	b. LONGi Solar Technology (Zhejiang) Co., Ltd. (Production Facility Code: 099626) 2 Middle Bailing Road, Donggang Industrial Park, Economic Development Zone, 324000, Quzhou, Zhejiang, P.R. China.
	c. LONGi Solar Technology (Chuzhou) Co., Ltd. (Production Facility Code: 102892) No.19 Huaian Road Nanqiao District 239000 Chuzhou City, Anhui Province, P.R. China.
	d. LONGi Solar Technology (Jiangsu) Co., Ltd. (Production Facility Code: 108647) No.288 Yaojia Road, Jiulong Town, Hailing District 225300 Taizhou City, Jiangsu Province, P.R. China.
	e. LONGi Solar Technology (Xianyang) Co., Ltd. (Production Facility Code: 108363) No.120, Wenxing West Road Qindu Distrct 712000 Xianyang City, Shaanxi Province, P.R. China.
	f. LONGi Solar Technology (Jiaxing) Co., Ltd. (Production Facility Code: 110068) No.130 Ruifeng Street, Gaozhao Subdistrict, Xiuzhou District, 314031 Jiaxing City, Zhejiang Province, P.R. China.
	g. LONGi Solar Technology (Xi'an) Co., Ltd. (Production Facility Code: 114737) No.388, Middle Hangtian Road, Chang’an District, 710100, Xi’an city, Shaanxi, P.R. China.

Doc No.: 168870 Revision: 4 - released

	h. LONGi Photovoltaic Technology (Jiaxing) Co., Ltd. (Production Facility Code: 119607) No.855 Zhongxin Road, Wangdian Town, Xiuzhou District, Jiaxing City, 314000, Zhejiang Province, P.R. China.
	i. LONGi Solar Technology (Wuhu) Co., Ltd. (Production Facility Code: 120099) North of Wanxing Road and West of Yudai Road, Shenxiang Area, 241000, Wuhu City, Anhui Province, P.R. China.
	j. LONGi MALAYSIA SDN.BHD (Production Facility Code: 123171) Persiaran Aeronautik, Presint 5A, Bandar Industri Bernilai Tinggi, Serendah, 48200 Rawang, Selangor, MALAYSIA.
	k. LONGi Photoelectric Technology (Jiaxing) Co., Ltd. (Production Facility Code: 123508) No.435 Changfan Road, Jiaxing Economic and Technological Development Zone 314001 Jiaxing Zhejiang Province, P.R. China.
	l. Illuminate USA LLC (Production Facility Code: 122119) 3600 Etna Parkway Pataskala, Ohio 43062.
	m. LONGi Solar Technology (Chuzhou) Co., Ltd. (Production Facility Code: 124148) No.18 Huizhou Road Chuzhou City, Anhui Province, P.R. China.
	n. LONGi Photovoltaic Technology (Ordos) Co., LTD. (Production Facility Code: 126931) No.1 Jingyi Road, West Zone, Zero Carbon Industrial Park, Mengsu Economic Development Zone, Ejin Horo Banner, Ordos City, Inner Mongolia Autonomous Region
	o. LONGi Photovoltaic Technology (Heshan) Co., LTD. (Production Facility Code: 126896) No.77 Yiyuan Road, Zhishan Town, Heshan City, Guangdong Province, P.R. China.
	p. IC Star Solar (USA) LLC (Production Facility Code: 130968) 19200 Hamish Road, Tomball TX, 77377 USA.

	q. LONGi Solar Technology (Datong) Co., Ltd. (Production Facility Code: 115423) Xinrong Economic and Technological Development Zone Huayuantun Town, Xinrong District 037002 Datong City, Shanxi Province PEOPLE'S REPUBLIC OF CHINA.
	r. PT ALLIANZ SOLAR INDONESIA (Production Facility Code: 129043) Kawasan Industri PT. BODYNITS INTERNATIONAL INDONESIA, Desa/Kelurahan Belian, Kec. Batam Kota, Kota Batam,Provinsi Kepulauan Riau 29432, Indonesia
Project-No./Report-No. ..... :	704061802021-30A1
Test item description..... :	See the corresponding test report
Model/Type reference ..... :	1500V System Voltage PV modules: a) LR5-72HBD-xxxM, (xxx=500-565, in step of 5) LR5-72HBD-xxxMa, (xxx=500-565, in step of 5) LR5-72HBD-xxxMc, (xxx=500-565, in step of 5) LR5-72HBD-xxxMc1, (xxx=530-565, in steps of 5) LR5-72HBD-xxxMc2, (xxx=530-565, in steps of 5) LR5-72HBD-HD-xxxM, (xxx=500-565, in step of 5) LR5-72HIBD-xxxM, (xxx=500-565, in step of 5) b) LR5-66HBD-xxxM, (xxx=475-515, in step of 5) LR5-66HIBD-xxxM, (xxx=475-515, in step of 5) c) LR5-60HBD-xxxM, (xxx=435-470, in step of 5) LR5-60HIBD-xxxM, (xxx=435-470, in step of 5) d) LR5-54HBD-xxxM, (xxx=390-425, in step of 5) LR5-54HIBD-xxxM, (xxx=390-425, in step of 5) LR5-54HABD-xxxM, (xxx=395-420, in step of 5) e) LR5-78HBD-xxxM, (xxx=570-605, in step of 5) f) LR5-54HABB-xxxM, (xxx=395-415, in step of 5) LR5-54HIBB-xxxM, (xxx=395-415, in step of 5) g) LR5-72HGD-xxxM, (xxx=540-595, in step of 5) LR5-72HGD-xxxMc, (xxx=560-595, in steps of 5) h) LR7-72HGD-xxxM, (xxx=565-635, in step of 5) i) LR5-72HJD-xxxM, (xxx=575-595, in step of 5) j) LR5-72HTDR-xxxM, (xxx=550-600, in step of 5) LR5-72HTD-xxxM, (xxx=550-600, in step of 5)

	k) LR5-54HTD-xxxM, (xxx=415-450, in step of 5) l) LR8-66HGD-xxxM, (xxx=595-645, in step of 5) m) LR8-48HGD-xxxM, (xxx=430-465, in step of 5) n) LR7-72HTDR-xxxM, (xxx=585-655, in step of 5) LR7-66HTDR-xxxM, (xxx=535-575, in step of 5) LR7-60HTDR-xxxM, (xxx=485-525, in step of 5) LR7-54HTDR-xxxM, (xxx=435-475, in step of 5) o) LR7-72HYD-xxxM, (xxx=625-670, in step of 5) LR7-72HVD-xxxM, (xxx=610-670, in step of 5) LR7-72HVDF-xxxM, (xxx=610-670, in step of 5) p) LR7-48HGDT-xxxM, (xxx=385-415, in step of 5) q) LR7-54HGBB-xxxM, (xxx=440-460, in step of 5) r) LR8-66HYD-xxxM, (xxx=625-670, in step of 5) s) LR7-54HVD-xxxM, (xxx=455-500, in step of 5) t) LR5-78HGD-xxxM, (xxx=610-645, in step of 5) u) LR7-72HJD-xxxM, (xxx=650-690, in step of 5) LR7-66HJD-xxxM, (xxx=595-625, in step of 5) LR7-60HJD-xxxM, (xxx=540-570, in step of 5) LR7-54HJD-xxxM, (xxx=485-515, in step of 5) LR7-48HJD-xxxM, (xxx=430-460, in step of 5) LR7-36HJD-xxxM, (xxx=320-350, in step of 5) LR7-32HJD-xxxM, (xxx=280-310, in step of 5) v) LR8-66HVD-xxxM, (xxx=600-670, in step of 5) LR8-66HVDF-xxxM, (xxx=600-670, in step of 5) LR8-66HTD-xxxM, (xxx=600-655, in step of 5) w) LR7-60HVD-xxxM, (xxx=520-555, in step of 5) x) LR8-54HGBB-xxxM, (xxx=490-510, in step of 5) y) LR7-72HVBB-xxxM, (xxx=625-655, in step of 5) LR7-54HVBB-xxxM, (xxx=460-495, in step of 5) LR7-32HVBB-xxxM, (xxx=260-295, in step of 5) z) LR7-72HJBB-xxxM, (xxx=650-680, in step of 5) LR7-66HJBB-xxxM, (xxx=590-620, in step of 5) LR7-60HJBB-xxxM, (xxx=535-565, in step of 5) LR7-54HJBB-xxxM, (xxx=480-510, in step of 5) LR7-48HJBB-xxxM, (xxx=425-455, in step of 5) LR7-36HJBB-xxxM, (xxx=315-345, in step of 5) LR7-32HJBB-xxxM, (xxx=280-310, in step of 5)

	aa) LR9-66HYD-xxxM, (xxx=730-755, in step of 5) bb) LR8-60HVDF-xxxM (xxx=550-620, in step of 5) LR8-60HVD-xxxM (xxx=550-620, in step of 5) cc) LR8-54HVDF-xxxM (xxx=490-560, in step of 5) LR8-54HVD-xxxM (xxx=490-560, in step of 5) dd) LR8-48HVDF-xxxM (xxx=430-500, in step of 5) LR8-48HVD-xxxM (xxx=430-500, in step of 5) ee) LR4-72HBD-xxxM, (xxx=415-455, in step of 5) LR4-60HBD-xxxM, (xxx=345-375, in step of 5) xxx is standing for the output power at STC.
Device type ..... :	Mono-crystalline Silicon Photovoltaic (PV) Module

Ratings ..... :	See below electrical parameter table
Overvoltage category..... :	☐ I / ☐ II / ☒ III / ☐ IV / ☐ N/A
Pollution degree..... :	☒ 1 / ☐ 2 / ☐ 3 / ☐ 4 / ☐ N/A
Class of protection..... :	☐ Class I (PE connected) ☒ Class II (isolated) ☐ Class III ☐ Others: ☐ N/A
Product with functional earthing ..... :	☐ Yes ☒ N/A
Environmental conditions / Maximum ambient temperature (°C) ..... :	-40~+70
Equipment mobility / Classification of installation and use..... :	☐ transportable / ☐ portable / ☐ stationary / ☐ mobile / ☐ fixed / ☒ permanently installed / ☐ hand-held / ☐ body-worn / ☐ building-in / ☒ Others: ≤2000 m above sea level
Overall size of equipment (mm) .... :	a) 2256×1133×35mm or 2278×1134×35mm or 2256×1133×30mm or 2278×1134×30mm b) 2073×1133×35mm or 2093×1134×35mm or 2094×1134×35mm or 2094×1134×30mm c) 1908×1134×35mm

	d) 1722×1134×35mm or 1722×1134×30mm e) 2440×1133×35mm or 2465×1134×35mm or 2465×1134×30mm f) 1722×1134×35mm or 1722×1134×30mm g) 2278×1134×30/35mm h) 2382×1134×30/35mm i) 2278×1134×30/35mm j) 2278×1134×30/35mm k) 1722×1134×30/35mm l) 2382×1134×30/35mm m) 1762×1134×30/35mm n) 2382×1134×30/35mm 2188×1134×30/35mm 1990×1134×30/35mm 1800×1134×30/35mm o) 2382×1134×30/35mm p) 2382×1134×30/35mm q) 1800×1134×30/35mm r) 2382×1134×30/35mm s) 1800×1134×30/35mm t) 2465×1134×30/35mm u) 2382×1134×30/35mm 2188×1134×30/35mm 1990×1134×30/35mm 1800×1134×30/35mm 1606×1134×30/35mm 1800×767×30/35mm 1606×767×30/35mm v) 2382×1134×30/35mm w) 1990×1134×30/35mm x) 1961×1134×30/35mm y) 2382×1134×30/35mm 1800×1134×30/35mm 1606×767×30/35mm z) 2382×1134×30/35mm 2188×1134×30/35mm 1990×1134×30/35mm 1800×1134×30/35mm 1606×1134×30/35mm 1800×767×30/35mm 1606×767×30/35mm

	aa) 2384×1303×33mm bb) 2172×1134×30mm cc) 1961×1134×30mm dd) 1762×1134×30mm ee) 2131×1052×35/30mm or 2094×1038×35/30mm 1791×1052×35/30mm or 1755×1038×35/30mm
Mass of equipment (kg) ..... :	a) 32.6 Kg(approx.) or 32.3 Kg(approx.) for 35mm; 31.8 Kg(approx.) for 30mm; 39.5 Kg(approx.) for 3.2mm+2.0mm glass b) 30.4 Kg(approx.) c) 28.3 Kg(approx.) d) 25.5 Kg(approx.) or 22.5 Kg(approx.) e) 33.6 Kg(approx.) or 35.2 Kg(approx.) or 35.1 Kg(approx.) f) 25.5 Kg(approx.) or 22.5 Kg(approx.) g) 31.8 Kg(approx.) or 30.9 Kg(approx.) or 33.2 Kg(approx.) 39.5 Kg(approx.) or 38.9 Kg(approx.) for 3.2mm+2.0mm glass h) 33.5 Kg(approx.) or 32.5 Kg(approx.) or 32.2 Kg(approx.) 41.6 Kg(approx.) or 40.8 Kg(approx.) for 3.2mm+2.0mm glass i) 31.8 Kg(approx.) j) 31.8 Kg(approx.) k) 22.5 Kg(approx.) l) 33.5 Kg(approx.) or 32.5 Kg(approx.) or 34.7 Kg(approx.) 41.6 Kg(approx.) or 40.5 Kg(approx.) for 3.2mm+2.0mm glass m) 23.0 Kg(approx.) n) 33.5 Kg(approx.) 30.5 Kg(approx.) 27.9 Kg(approx.) 23.5 Kg(approx.) o) 33.0 Kg(approx.) or 33.5 Kg(approx.) or 33.8 Kg(approx.) or 32.5 Kg(approx.) p) 33.5 Kg(approx.) q) 23.6 Kg(approx.) r) 33.5 Kg(approx.) or 38.5 Kg(approx.) or 41.6 Kg(approx.) or 35.7 Kg(approx.) or 33.9 Kg(approx.) or 32.5 Kg(approx.) or 34.9 Kg(approx.) 38.5 Kg(approx.) for 2.8mm+2.0mm glass 41.6 Kg(approx.) for 3.2mm+2.0mm glass s) 23.5 Kg(approx.) or 25 Kg(approx.) or 25.2 Kg(approx.) t) 35.1 Kg(approx.) u) 30.7 Kg(approx.) or 32.5 Kg(approx.) 28.3 Kg(approx.) 25.9 Kg(approx.)

	23.5 Kg(approx.) or 25 Kg(approx.) or 25.2 Kg(approx.) 21.1 Kg(approx.) 16.5 Kg(approx.) 14.8 Kg(approx.) v) 33.5 Kg(approx.) or 32.5 Kg(approx.) w) 28.0 Kg(approx.) x) 28 Kg(approx.) y) 33.5 Kg(approx.) 23.5 Kg(approx.) or 25 Kg(approx.) or 25.2 Kg(approx.) 15.6 Kg(approx.) z) 30.7 Kg(approx.) 28.3 Kg(approx.) 25.9 Kg(approx.) 23.5 Kg(approx.) or 25 Kg(approx.) or 25.2 Kg(approx.) 21.1 Kg(approx.) 16.5 Kg(approx.) 14.8 Kg(approx.) aa) 38.3 Kg(approx.) bb) 30 Kg(approx.) cc) 27.2 Kg(approx.) dd) 24.5 Kg(approx.) or 22.5 Kg(approx.) ee) 29.5 Kg(approx.) or 27.5 Kg(approx.) 24 Kg(approx.) or 23.3 Kg(approx.)
Data communication ports: ☒ N/A	
Wired ports ..... :	☒N/A ☐USB ☐LAN ☐DALI ☐other:
Wireless ports ..... :	☒N/A ☐Wifi ☐Bluetooth ☐NFC ☐4G/LTE ☐ 5G ☐Other:
Data Storage/ Processing ..... :	☐N/A ☒Local ☒Cloud

Additional IEC 60601-1 / EN 60601-1 / ANSI/AAMI ES60601-1 / CAN/CSA-C22.2 No. 60601-1: ☒ N/A	
Applied part type ..... :	☐B ☐BF ☐CF ☐Defibrillation-Proof ☒No AP
Software Version..... :	N/A

General product information and other remarks:	
Main label / Warning Markings:	PERC PRODUCT 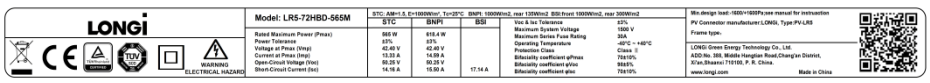 TOPCON PRODUCT

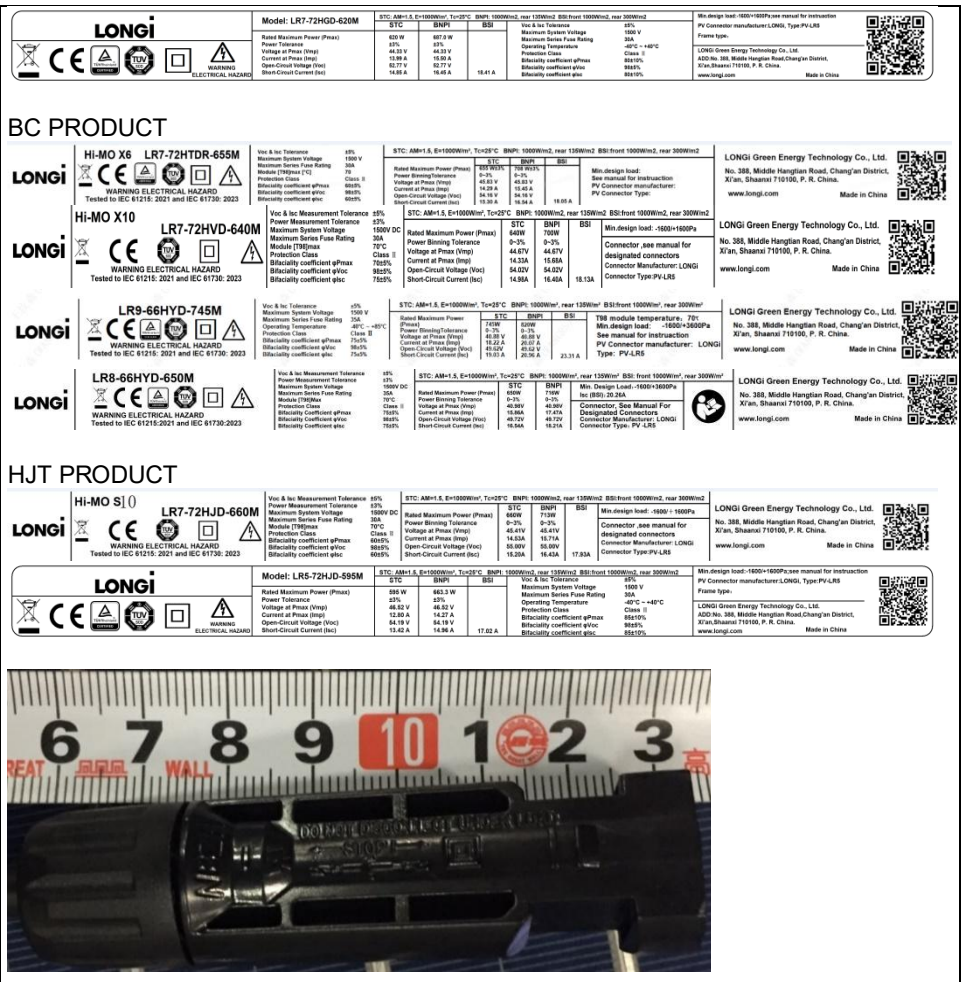

Description of model differences:	All models are identical in materials, components, processes except for the rated power, frame color and system voltage.
General information / Intended use:	Manufacturer's specification for intended use: The PV modules for electricity generation systems with max. voltage of 1500 V DC
Protective earth connection:	 Grounding hole& Equipotential bonding symbol

Drawing(s) / Picture(s):	PERC PRODUCT  TOPCON PRODUCT 



HJT PRODUCT

BC 210 PRODUCT

Form

Data form for critical components and material information

Additional information:

Types of terminations:

- Type A: wire of flying lead ☒
- Type B: tags, threaded stubs, screws, etc. ☐
- Type C: connector ☐
- Junction box ☒

Protection devices:

- By-pass Diode ☒
- Fuse ☐
- Other ☐

Fire safety class according to UL790:

- Class A ☐
- Class B ☐
- Class C ☒

Frame:

- Framed ☒
- Frameless ☐

Designed mechanical load and safety factor:

Positive: 3600Pa,1.5
Negative: 1600Pa,1.5

Serial No. bar code:

Serial coding rule

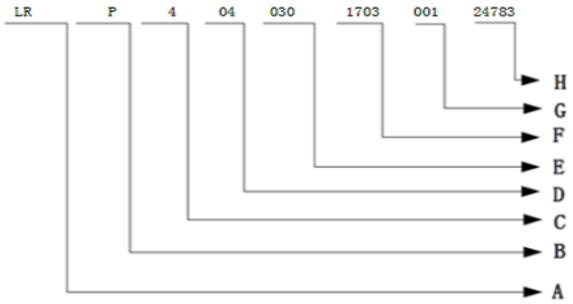

Letters in the SN stand for

A --- Lerri;

B --- Order Type

C --- Busbar number

D --- Module Type (03 stands for M0, M1,M2, 60Cell, 04 stands for 72 cells)

E --- Workshop number

F --- Manufacturing Date

G --- Order Number

H--- Batch Number

Tested BOM list as below:

BOM	Glass	Encapsulant	Junction boxes	Frame	Remark
BOM1	Changzhou Almaden Co.,Ltd.	Changzhou Sveck PV New Material Co., Ltd Type: SE-556 / SE-556	LONGi Green Energy Technology Co., Ltd PV-LR02B	Jiangyin Shunyuan Electrical Steel Materials Co., Ltd. 6063-T5	Test method 6
BOM2	Changzhou Almaden Co.,Ltd.	Changzhou Sveck PV New Material Co., Ltd Type: SE-556 / SE-556	LONGi Green Energy Technology Co., Ltd PV-LR02B	LONGi Green Energy Technology Co., Ltd 6063-T5	Test method 6
BOM3	Xinyi Solar (Hong Kong) Limited	Changzhou Sveck PV New Material Co., Ltd Type: SE-556 / SE-556	LONGi Green Energy Technology Co., Ltd PV-LR02B	Yingkou Changtai Aluminum Material Co.,Ltd. 6063-T5	Test method 6
BOM4	CNBM (YIXING) NEW ENERGY RESOURCES CO., LTD	Hangzhou First Applied Material Co., Ltd Type: TF4 / TF4	LONGi Green Energy Technology Co., Ltd PV-LR02B	Shaoxing City Solarcom Solar Equipment Co.,Ltd. 6063-T5	Test method 6
BOM5	ShanXi RiShengDa New Material Technology Co.,Ltd	Changzhou Sveck PV New Material Co., Ltd Type: SV-15296 / SE-556	LONGi Green Energy Technology Co., Ltd PV-LR04B	LONGi Green Energy Technology Co., Ltd 6005-T6	Test method 6 (Rheinland report: 60410947 001)
BOM6	Changzhou Huamei Photovoltaic New Materials Co., Ltd	Hangzhou First Applied Material Co., Ltd Type: F406PS / TF4	LONGi Green Energy Technology Co., Ltd PV-LR04B	LONGi Green Energy Technology Co., Ltd 6005-T6	Test method 6 (Rheinland report: 50330711 001)
BOM7	CSG HOLDING CO.,LTD.	Cybrid Technologies Inc Type: T11 / T22	LONGi Green Energy Technology Co., Ltd PV-LR04B	LONGi Green Energy Technology Co., Ltd 6005-T6	Test method 6 (Rheinland report: 50330711 001)
BOM8	CAI HONG GROUP NEW ENERGY COMPANY LIMITED	Crown Advanced material Co., Ltd Type: ISARD 1180 / ISARD 1180	LONGi Green Energy Technology Co., Ltd PV-LR02B	LONGi Green Energy Technology Co., Ltd 6005-T6	Test method 6 (Rheinland report: 50297211 002)
BOM9	Ningxia Jinjing Technology Co., LTD	Hangzhou First Applied Material Co., Ltd Type: F406PS / TF4	LONGi Green Energy Technology Co., Ltd PV-LR04A	LONGi Green Energy Technology Co., Ltd 6005-T6	Test method 6 (Rheinland report: CN2112T8 003)
BOM10	LONGi Green Energy Technology Co., Ltd	Hangzhou First Applied Material Co., Ltd Type: TF4 / F406PS	LONGi Green Energy Technology Co., Ltd PV-LR07A	LONGi Green Energy Technology Co., Ltd 6005-T6	Test method 6 (Rheinland report: CN21LHKV 003)
BOM11	Xinyi Solar (Hong Kong) Limited	Hangzhou First Applied Material Co., Ltd Type: TF4 / TF4	LONGi Green Energy Technology Co., Ltd PV-LR05A	LONGi Green Energy Technology Co., Ltd 6005-T6	Test method 6
BOM12	LONGi Green Energy Technology Co., Ltd	Hangzhou First Applied Material Co., Ltd Type: TF4 / F406PS	LONGi Green Energy Technology Co., Ltd PV-LR07A	LONGi Green Energy Technology Co., Ltd 6005-T6	Test method 6 (Rheinland report: CN22OBMR 009)
BOM13	LONGi Green Energy Technology Co., Ltd	Hangzhou First Applied Material Co., Ltd Type: F406PS / TF4	LONGi Green Energy Technology Co., Ltd PV-LR07A	Anhui Boying Electromechanical Technology Co.,Ltd S350GD+ZM	Test method 6
BOM14	Xinyi Solar (Hong Kong) Limited Xinyi PV products (Anhui) Holdings. Ltd. LONGi Green Energy Technology Co., Ltd	CHANGZHOU BETTERIAL FILM TECHNOLOGY CO.,LTD Betterial (Vietnam) Film Technology Company Limited Type: B602 / B601HP LONGi Green Energy Technology Co., Ltd Type: LRPT02 / LRET02	LONGi Green Energy Technology Co., Ltd PV-LR07A	LONGi Green Energy Technology Co., Ltd 6005-T6	Test method 6 (Rheinland report: CN261F0U 001)
BOM15	CSG HOLDING CO.,LTD. LONGi Green Energy Technology Co., Ltd Anti-glare glass	Hangzhou First Applied Material Co., Ltd Type: TF4 / F406PS LONGi Green Energy Technology Co., Ltd	LONGi Green Energy Technology Co., Ltd PV-LR07A	LONGi Green Energy Technology Co., Ltd 6005-T6	Test method 6

		Type: LRPT / LRET			
BOM16	Changzhou Almaden Co., Ltd. LONGi Green Energy Technology Co., Ltd Anti-glare glass	Hangzhou First Applied Material Co., Ltd Type: TF4 / F406PS LONGi Green Energy Technology Co., Ltd Type: LRPT / LRET	LONGi Green Energy Technology Co., Ltd PV-LR07A	LONGi Green Energy Technology Co., Ltd 6005-T6	Test method 6
BOM17	Fengyang Conch Photovoltaic Technology Co., Ltd LONGi Green Energy Technology Co., Ltd	Changzhou Sveck PV New Material Co., Ltd Type: SE-556 / SV-15296 LONGi Green Energy Technology Co., Ltd Type: LRPT01 / LRET01	LONGi Green Energy Technology Co., Ltd PV-LR07A	Chuzhou Ruida New Energy Materials Co., LTD LONGi Green Energy Technology Co., Ltd 6005-T6	Test method 6

Critical components and material information:

Kind of component / Bauteil	Manufacturer / Hersteller	Mechanical, electrical and chemical specification / Mechanische, elektrische und chemische Spezifikation	Test report and/or mark from / Prüfbericht und /oder -zeichen von
1.Cell	LONGi Solar Technology Co., Ltd. LONGi (KUCHING) SDN BHD LONGi Technology (KUCHING) SDN BHD Vina Cell Technology Company Limited NEWSTERN SOLAR VIETNAM COMPANY LIMITED (Only combinated with Encapsulant 1,4,5,17,18,19,20,21,22)	M10D9B, Mono-Si Cell dimensions L × W: 182(±2)×91.875(±2) (mm) Cell thickness: 180μm±18μm or 200μm±20μm or 165μm±16.5μm Cell area: 166.530 (cm²) 9 busbars Front surface: 0.8~1.2mm busbar Back surface: 1.6mm wide discontinuous soldering pads Layout 2: Cell dimensions L × W: 182(±2)×91(±2) (mm) Cell thickness: 180μm±18μm or 200μm±20μm or 165μm±16.5μm Cell area: 161.71~168.39 (cm²) 9 busbars Front surface: 0.8~1.2mm busbar Back surface: 1.6mm discontinuous soldering pads	Tested with appliance
	LONGi Solar Technology Co., Ltd. LONGi (KUCHING) SDN BHD LONGi Technology (KUCHING) SDN BHD Vina Cell Technology Company Limited NEWSTERN SOLAR VIETNAM COMPANY LIMITED (Only combinated with Encapsulant 3,6,7,8)	G10N18B, Mono-Si Cell dimensions L × W: 182.2(±2)×91.875(±2) (mm) Cell thickness: 150μm±15μm or 140μm±14μm Cell area: 161.71~168.39 (cm²) 18 busbars Front surface: 0.8~1.2mm busbar, silicon nitride anti-reflection coating Back surface: 0.8~1.2mm wide discontinuous soldering pads	Tested with appliance
	LONGi Solar Technology Co., Ltd. (Only combinated with Encapsulant 2)	G11-H-18B, Mono-Si Cell dimensions L × W: 182.2(±2)×95.8(±2) (mm) Cell thickness: 135μm±13.5μm Cell area: 174.547 (cm²) 18 busbars Front surface: ITO anti-reflection coating, 0.8mm discontinuous soldering pads	Tested with appliance

		Back surface: ITO anti-reflection coating, 0.8mm discontinuous soldering pads	
	LONGi Solar Technology Co., Ltd. LONGi (KUCHING) SDN BHD LONGi Technology (KUCHING) SDN BHD Vina Cell Technology Company Limited NEWSTERN SOLAR VIETNAM COMPANY LIMITED (Only combinated with Encapsulant 1,4,5,17,18,19,20,21,22)	M10B9B, Mono-Si Cell dimensions L × W: 182(±2)×91.875(±2) (mm) Cell thickness: 180μm±18μm or 200μm±20μm or 165μm±16.5μm or 160μm±16μm Cell area: 166.530 (cm²) 9 busbars Front surface: 0.8~1.2mm busbar Back surface: 1.6mm wide discontinuous soldering pads Layout 2: Cell dimensions L × W: 182(±2)×91(±2) (mm) Cell thickness: 180μm±18μm or 200μm±20μm or 165μm±16.5μm or 160μm±16μm Cell area: 161.71~168.39 (cm²) 9 busbars Front surface: 0.8~1.2mm busbar Back surface: 1.6mm discontinuous soldering pads	Tested with appliance
	LONGi Green Energy Technology Co., Ltd LONGi (KUCHING) SDN BHD LONGi Technology (KUCHING) SDN BHD Vina Cell Technology Company Limited NEWSTERN SOLAR VIETNAM COMPANY LIMITED LONGI MALAYSIA SDN. BHD. (Only combinated with Encapsulant 1,4,5,17,18,19,20,21,22)	M10B18B, Mono-Si Cell dimensions L × W: 182(±2)×91(±2) (mm) or 182(±2)×91.875(±2) (mm) Cell thickness: 180μm±18μm or 160μm±16μm or 165±16.5μm Cell area: 166.530 (cm²) 18 busbars; Front surface:1.2~2.4mm wide busbar Back surface: 1.2 mm or 2 mm wide discontinuous soldering pads.	Tested with appliance
	LONGi Solar Technology Co., Ltd. LONGi (KUCHING) SDN BHD LONGi Technology (KUCHING) SDN BHD Vina Cell Technology Company Limited NEWSTERN SOLAR VIETNAM COMPANY LIMITED (Only combinated with Encapsulant 3,6,7,8)	G11N18B, Mono-Si Cell dimensions L × W: 182.2(±2)×95.8(±2) (mm) Cell thickness: 150μm±15μm or 140μm±14μm Cell area: 174.34~174.53 (cm²) 18 busbars Front surface: 0.8~1.2mm busbar, silicon nitride anti-reflection coating Back surface: 0.8~1.2mm wide discontinuous soldering pads	Tested with appliance
	LONGi Solar Technology Co., Ltd.	M10P0B, Mono-Si	Tested with appliance

	LONGi (KUCHING) SDN BHD LONGi Technology (KUCHING) SDN BHD Vina Cell Technology Company Limited NEWSTERN SOLAR VIETNAM COMPANY LIMITED (Only combinated with Encapsulant 1,5,7,8,9,10,23,24,25,26)	Cell dimensions L × W: 182(±2)×91(±2) (mm) or 182(±2)×91.875(±2) (mm) Cell area: 161.71~168.39 (cm²) Cell Thickness: 180μm±18μm or 165μm±16.5 μm 0 busbars Back surface: 1.0mm discontinuous soldering pads 1.3mm discontinuous soldering pads	
	LONGi Solar Technology Co., Ltd. LONGi (KUCHING) SDN BHD LONGi Technology (KUCHING) SDN BHD Vina Cell Technology Company Limited NEWSTERN SOLAR VIETNAM COMPANY LIMITED (Only combinated with Encapsulant 3,6,7,8,31)	G12N16B, Mono-Si Cell dimensions L × W: 182.2(±2)×105(±2) (mm) or 182.3(±2)×105(±2) (mm) Cell thickness: 150μm±15μm or 140μm±14μm Cell area: 191.13 (cm²) or 191.42 (cm²) 16 busbars Back surface (+): 0.8-1.2mm width of busbar, Silicon nitride anti-reflection coating Back surface (-): 0.8-1.2mm width of busbar, Silicon nitride anti-reflection coating	Tested with appliance
	LONGi Solar Technology Co., Ltd. LONGi (KUCHING) SDN BHD LONGi Technology (KUCHING) SDN BHD Vina Cell Technology Company Limited NEWSTERN SOLAR VIETNAM COMPANY LIMITED (Only combinated with Encapsulant 1,5,7,8,9,10,23,24,25,26)	M11P0B, Mono-Si Cell dimensions L × W: 182.2(±0.2)×96(±0.25) (mm) Cell area: 174.89 (cm²) Cell Thickness: 155μm±15.5μm 0 busbars Back surface (+): 1.3mm discontinuous soldering pads Back surface (-): 1.3mm discontinuous soldering pads	Tested with appliance
	LONGi Solar Technology Co., Ltd. LONGi (KUCHING) SDN BHD LONGi Technology (KUCHING) SDN BHD Vina Cell Technology Company Limited NEWSTERN SOLAR VIETNAM COMPANY LIMITED (Only combinated with Encapsulant 3,6,7,8,9,10,11,12,13,14,15,16, 23,24,25,26,27,28,29,30)	M11M0B, Mono-Si, N-type Cell dimensions L × W: 182.2(±0.2)×96(±0.2) (mm) Cell area: 174.89 (cm²) Cell Thickness: 155μm±15.5μm or 140μm±14μm or 135μm±13.5μm 0 busbars Back surface (+): 1.3mm discontinuous soldering pads Back surface (-): 1.3mm discontinuous soldering pads	Tested with appliance
		M11M0B, Mono-Si Cell dimensions L × W:	Tested with appliance

		182.2(±0.2)×96(±0.2) (mm) Cell thickness: 155μm±15.5μm or 140μm±14μm or 135μm±13.5μm Cell area: 174.89 (cm²) Back surface (+): 1.3mm discontinuous soldering pads Back surface (-): 1.3mm discontinuous soldering pads 18BB	
		M11M0B, Mono-Si Cell dimensions L × W: 182.2(±0.25)×96(±0.25) (mm) Cell thickness: 140μm±14μm or 135μm±13.5μm or 130μm±13μm Cell area: 174.89 (cm²) Back surface (+): 1.0mm discontinuous soldering pads Back surface (-): 1.0mm discontinuous soldering pads 18BB	Tested with appliance
		M11M0B, Mono-Si Cell dimensions L × W: 182.3(±3)×96.3(±3) (mm) Cell thickness: 140μm±14μm or 135μm±13.5μm or 130μm±13μm or 135μm±14μm Cell area: 174.89 ~ 175.53 (cm²) Back surface (+): 1.0mm discontinuous soldering pads Back surface (-): 1.0mm discontinuous soldering pads	Tested with appliance
	SHANGRAO JIETAI NEW ENERGY TECHNOLOGY CO., LTD. CHUZHOU JIETAI NEW ENERGY TECHNOLOGY CO., LTD. HUAI'AN JIETAI NEW ENERGY TECHNOLOGY CO., LTD. (Only combinated with Encapsulant 3,6,11,12,13,14,15,16)	G10N18B, N-type TOPCON Solar Cell Cell dimensions L × W: 182.2(±0.2)×91.875(±0.2) (mm) Cell thickness: 140μm±14μm Cell area: 161.71~168.39 (cm²) 18 busbars Front surface: 0.8~1.2mm busbar, silicon nitride anti-reflection coating Back surface: 0.8~1.2mm wide discontinuous soldering pads	Tested with appliance
	SHANGRAO JIETAI NEW ENERGY TECHNOLOGY CO., LTD. CHUZHOU JIETAI NEW ENERGY TECHNOLOGY CO., LTD. HUAI'AN JIETAI NEW ENERGY TECHNOLOGY CO., LTD.	G12N16B, Mono-Si Cell dimensions L × W: 182.2(±0.2)×105(±0.2) (mm) or 182.3(±2)×105(±2) (mm) Cell thickness: 140μm±14μm Cell area: 191.13 (cm²) or 191.42 (cm²) 16 busbars	Tested with appliance

	(Only combinated with Encapsulant 3,6,11,12,13,14,15,16,31)	Front surface: 0.8-1.2mm width of busbar, Silicon nitride anti-reflection coating Back surface: 0.8-1.2mm width of busbar, Silicon nitride anti-reflection coating	
	Anhui Yingfa Ruineng Technology Co.,Ltd YIBIN YINGFA DEYAO TECHNOLOGY CO.,LTD (Only combinated with Encapsulant 3,6,31)	G12N16B, Mono-Si Cell dimensions L × W: 182.2(±0.2)×105(±0.2) (mm) or 182.3(±2)×105(±2) (mm) Cell thickness: 140μm±14μm Cell area: 191.13 (cm²) or 191.42 (cm²) 16 busbars Front surface: 0.8-1.2mm width of busbar, Silicon nitride anti-reflection coating Back surface: 0.8-1.2mm width of busbar, Silicon nitride anti-reflection coating	Tested with appliance
	Runergy PV Technology (Thailand) Co.,Ltd (Only combinates with Encapsulant 11,12,13,14,31)	G12N16B, Mono-Si Cell dimensions L × W: 182.2(±0.2)×105(±0.2) (mm) or 182.3(±2)×105(±2) (mm) Cell thickness: 140μm±14μm Cell area: 191.13 (cm²) or 191.42 (cm²) 16 busbars Front surface: 0.8-1.2mm width of busbar, Silicon nitride anti-reflection coating Back surface: 0.8-1.2 mm width of busbar, Silicon nitride anti-reflection coating	Tested with appliance
	LONGi Solar Technology Co., Ltd. LONGi (KUCHING) SDN BHD LONGi Technology (KUCHING) SDN BHD Vina Cell Technology Company Limited NEWSTERN SOLAR VIETNAM COMPANY LIMITED	G12M0B, Mono-Si Cell dimensions L × W: 182.3(±2)×105(±2) (mm) Cell thickness: 130μm±13μm or 135μm±13.5μm or 140μm±14μm Cell area: 191.42 (cm²) Front surface: Silicon nitride anti-reflection coating Back surface (+): 1.0 mm discontinuous soldering pads Back surface (-): 1.0 mm discontinuous soldering pads	Tested with appliance
		G12M0B, Mono-Si Cell dimensions L × W: 182.3(±3)×105(±3) (mm) Cell thickness: 130μm±13μm or 135μm±13.5μm or 140μm±14μm Cell area: 191.225 (cm²)	Tested with appliance

		Front surface: Silicon nitride anti-reflection coating Back surface (+): 1.0 mm discontinuous soldering pads Back surface (-): 1.0 mm discontinuous soldering pads	
	ES Foundry Corp. LONGi Green Energy Technology Co., Ltd (Only combinated with Encapsulant 1,5,21,22)	M10B18B, Mono-Si Cell dimensions L × W: 182.2(±0.2)×91.1(±0.2) (mm) 182.2(±0.2)×91.875(±0.2) (mm) Cell thickness: 160μm±16μm Cell area: 166.08 (cm²) or 166.53 (cm²) Front surface: 0.8-1.2mm wide bus bars, Silicon nitride anti-reflection coating Back surface: 1.8mm width discontinuous soldering pads	Tested with appliance
	SOLARSPACE NEW ENERGY(CHUZHOU) CO.,LTD SOLARSPACE NEW ENERGY(XUZHOU) CO.,LTD SOLARSPACE TECHNOLOGY(LAOS) SOLE CO.,LTD (Only combinated with Encapsulant 15,16,31)	G12N16B, Mono-Si Cell dimensions L × W: 182.3(±0.2)×105(±0.2) (mm) or 182.2(±0.2)×105(±0.2) (mm) Cell thickness: 140μm±14μm Cell area: 191.42 or 191.13 (cm²) Front surface: 0.8-1.2mm width of busbar, Silicon nitride anti-reflection coating Back surface: 0.8-1.2mm width of busbar, Silicon nitride anti-reflection coating	Tested with appliance
	Nusa Solar Indonesia. (Only combinated with Encapsulant 15,16,31)	G12N16B, Mono-Si Cell dimensions L × W: 182.3(±0.2)×105(±0.2) (mm) or 182.2(±0.2)×105(±0.2) (mm) Cell thickness: 140μm±14μm Cell area: 191.42 or 191.13 (cm²) Front surface: 0.8-1.2mm width of busbar, Silicon nitride anti-reflection coating Back surface: 0.8-1.2mm width of busbar, Silicon nitride anti-reflection coating	Tested with appliance
	Alliance solar (Laos) sole co., ltd. (Only combinated with Encapsulant 3,6,31)	G12N16B, Mono-Si Cell dimensions L × W: 182.3(±0.2)×105(±0.2) (mm) or 182.2(±0.2)×105(±0.2) (mm) Cell thickness: 140μm±14μm Cell area: 191.42 or 191.13(cm²) Front surface: 0.8-1.2mm width of busbar, Silicon nitride anti-reflection coating	Tested with appliance

		Back surface: 0.8-1.2mm width of busbar, Silicon nitride anti-reflection coating	
	Anhui Yingfa Ruineng Technology Co., Ltd / YIBIN YINGFA DEYAO TECHOLOGY CO., LTD / PT BINTAN CELLULAR INDONESIA (Only combinate with Encapsulant 11,12,31)	G12N16B, Mono-Si Cell dimensions L × W: 182.3(±0.2)×105(±0.2) (mm) or 182.2(±0.2)×105(±0.2) (mm) Cell thickness: 140μm±14μm Cell area: 191.42 or 191.13(cm²) Front surface: 0.8-1.2mm width of busbar, Silicon nitride anti-reflection coating Back surface: 0.8-1.2mm width of busbar, Silicon nitride anti-reflection coating	Tested with appliance
	SOLARSPACE NEW ENERGY(CHUZHOU) CO.,LTD SOLARSPACE NEW ENERGY(XUZHOU) CO.,LTD SOLARSPACE TECHNOLOGY(LAOS) SOLE CO.,LTD (Only combinated with Encapsulant 1,5,21,22)	M10B18B, Mono-Si Cell dimensions L × W: 182.2(±0.25)×91.875(±0.25) (mm) Cell thickness: 160μm±16μm Cell area: 166.53 (cm²) Front surface: 18 Busbars (Silver), 164 fingers, Silicon nitride anti-reflection coating Back surface: 18 Busbars, 186 fingers, Silicon nitride anti-reflection coating	Tested with appliance
	LONGi Green Energy Technology Co., Ltd Alliance Solar (Laos) Sole Co., Ltd PT.ALLIANZ SOLAR INDONESIA. CORACIAS SOLAR KONZA EPZ LIMITED (Only combinates with Encapsulant 1,5,21,22)	AS182PERC-182x183.75 (M10B18B) Mono-Silicon Solar Cells, Cell dimensions L × W: 182.2(±0.2)×91.1(±0.2) (mm) 182.2±0.25×91.875±0.25 (mm) Cell thickness: 160μm±16μm Cell area: 166.08 (cm²) or 166.53 (cm²) Front surface: 18×1.2-2.4mm width Bus bars (Silver), Silicon nitride anti-reflection coating Back surface: 18×1.2-2.0mm Bus bars, Silicon nitride an ti-reflection coating	Tested with appliance
	LONGi Green Energy Technology Co., Ltd PT Bintan Cellular Indonesia. (Only combinates with Encapsulant 1,5)	M10B18B, Mono-Si Cell dimensions L × W: 182.2(±0.2)×91.1(±0.2) (mm) 182.2±0.25×91.875±0.25 (mm) Cell thickness: 160μm±16μm Cell area: 166.08 (cm²) or 166.53 (cm²) Front surface :	Tested with appliance

		18×1.2-2.4mm width Bus bars (Silver), Silicon nitride anti-reflection coating Back surface: 18×1.2-2.0mm Bus bars, Silicon nitride an ti-reflection coating	
	LONGi Solar Technology Co., Ltd. LONGi (KUCHING) SDN BHD LONGi Technology (KUCHING) SDN BHD Vina Cell Technology Company Limited NEWSTERN SOLAR VIETNAM COMPANY LIMITED (Only combinates with Encapsulant 11,12)	G10N16B, Mono-Si Cell dimensions L × W: 182.2(±0.2)×91.875(±0.25) (mm) Cell thickness: 140μm±14μm Cell area: 167.40 (cm²) Front surface: 16×0.8-1.2mm width Bus bars (Silver), 172 grid line, Silicon nitride anti-reflection coating Back surface: 16×0.8-1.2mm Busbars, 174-200 grid line, Silicon nitride anti-reflection coating	Tested with appliance
	LONGi Solar Technology Co., Ltd. (Only combinates with Encapsulant 3,6,11,12)	M11R0B, Mono-Si Cell dimensions L × W: 182.2(±0.25)×96(±0.25) (mm) 182.35(±2)×96.2(±2) (mm) Cell thickness: 140μm±14μm or 150μm±15μm Cell area: 174.89 (cm²) Back surface (+): 1.2mm width of busbar, silicon nitride anti-reflection coating Back surface (-): 1.2mm width of busbar, indium tin oxide films	Tested with appliance
		M11R0B, Mono-Si Cell dimensions L × W: 182.35(±3)×96.2(±3) (mm) Cell thickness: 140μm±14μm or 150μm±15μm Cell area: 174.87 ~ 175.53 (cm²) Back surface (+): 1-1.2mm width of busbar, silicon nitride anti-reflection coating Back surface (-): 1-1.2mm width of busbar, indium tin oxide films	Tested with appliance
	LONGi Solar Technology Co.,Ltd (Only combinates with Encapsulant 7,8,9,10)	G12N20B, Mono-Si Cell dimensions L × W: 182.3±0.2×105±0.2 (mm) Cell thickness: 140μm±14μm Cell area: 191.42 (cm²) Front surface: 0.8-1.2mm width of busbar, Silicon nitride anti-reflection coating Back surface: 0.8-1.2mm width of busbar, Silicon nitride anti-reflection coating	Tested with appliance

	MP SOLAR FAB SUBIC INC. LONGi Green Energy Technology Co.,Ltd (Only combinates with Encapsulant 21,22)	M10B18B, Mono-Silicon Solar Cells Cell dimensions:L x W: 182.2±0.25×91.875±0.25 Cell Thickness: 160μm±20μm Cell area: 167.40 (cm²) Front surface: 18x1.2-2.4mm width Bus bars (Silver), Silicon nitride anti-reflection coating Back surface: 18x1.6-2.0mm Bus bars, Silicon nitride anti-reflection coating	Tested with appliance
	LONGi Solar Technology Co., Ltd. LONGi (KUCHING) SDN BHD LONGi Technology (KUCHING) SDN BHD Vina Cell Technology Company Limited NEWSTERN SOLAR VIETNAM COMPANY LIMITED	M12M0B, Mono-Si Cell dimensions L × W: 210.4±2×105.1±2 (mm) Cell thickness: 140μm±14μm Cell area: 221.08 (cm²) Front surface: Silicon nitride anti-reflection coating Back surface (+): 1.0 mm discontinuous soldering pads Back surface (-): 1.0 mm discontinuous soldering pads	Tested with appliance
	Suniva, Inc. (Combined with encapsulant 1)	ARTisun Bifacial 10BB, Mono-Si Cell dimensions L×W: 182×182(±0.5) (mm) Cell thickness: 155μm±17.5μm Cell area: 330.15 (cm²) 10 busbars	Tested with appliance
	Alliance Solar(Laos) Sole Co., Ltd. PT. ALLIANZ SOLAR INDONESIA. CORACIAS SOLAR KONZA EPZ LIMITED. LONGi Green Energy Technology Co.,Ltd. (Only combinates with Encapsulant 1,5,21,22)	M10B10B, Mono-Si Cell dimensions L × W: 182.2±0.20×91.875±0.20(mm) 182.2±0.20x91.1±0.20(mm) Cell thickness: 160μm±16μm Cell area: 166.53 or 166.08 (cm²) Front surface: 1.2-2.4mm width Bus bars (Silver), Silicon nitride anti-reflection coating Back surface: 1.2-2.0mm Bus bars, Silicon nitride anti-reflection coating	Tested with appliance
	ES Foundry Corp. LONGi Green Energy Technology Co., Ltd (Only combinated with Encapsulant 1,5,21,22)	M10B10B, Mono-Si Cell dimensions L × W: 182.2(±0.5)×91.875(±0.5) (mm) Cell thickness: 150μm±15μm Cell area: 167.4 (cm²) Front surface: 0.7-1.0mm wide bus bars, Silicon nitride anti-reflection coating Back surface: 1.55-1.85mm width discontinuous soldering pads	
2.Superstrate	LONGi Green Energy Technology Co., Ltd	All OEM factories are listed below.	Tested with appliance

		a.Embossed glass, Type: AR coating Heat Strengthened Glass or Heat Strengthened Glass Thickness: 1.6±0.16(mm) or 2.0±0.2(mm) or 2.5±0.25(mm) or 2.8±0.2(mm) b.Embossed glass, Type: AR coating tempered Glass or Tempered Glass Thickness: 2.5±0.25(mm) or 2.8±0.2(mm) or 3.2±0.32(mm) c.Embossed glass, Type: AR coating Heat Strengthened Glass or Heat Strengthened Glass, Anti-glare glass Thickness: 2.0±0.2(mm)	
	Flat Glass Group Co., Ltd. Anhui Flat Solar Glass Co.,Ltd. Zhejiang Jiafu Glass Co.,Ltd. Flat (Vietnam) Co.,Ltd.	a.Embossed glass, Type: AR coating Heat Strengthened Glass or Heat Strengthened Glass Thickness: 1.6±0.16(mm) or 2.0±0.2(mm) or 2.5±0.25(mm) or 2.8±0.2(mm) b.Embossed glass, Type: AR coating tempered Glass or Tempered Glass Thickness: 2.5±0.25(mm) or 2.8±0.2(mm) or 3.2±0.32(mm)	Tested with appliance
	Xinyi Solar (Hong Kong) Limited Xinyi PV products (Anhui) Holdings. Ltd. Guangxi Xinyi Photovoltaic Industry Co.,Ltd. Xinyi Solar (Malaysia) Sdn, bhd	a.Embossed glass, Type: AR coating Heat Strengthened Glass or Heat Strengthened Glass Thickness: 1.6±0.16(mm) or 2.0±0.2(mm) or 2.5±0.25(mm) or 2.8±0.2(mm) b.Embossed glass, Type: AR coating tempered Glass or Tempered Glass Thickness: 2.5±0.25(mm) or 2.8±0.2(mm) or 3.2±0.32(mm)	Tested with appliance

	CSG HOLDING CO.,LTD.	a.Embossed glass, Type: AR coating Heat Strengthened Glass or Heat Strengthened Glass Thickness: 1.6±0.16(mm) or 2.0±0.2(mm) or 2.5±0.25(mm) or 2.8±0.2(mm) b.Embossed glass, Type: AR coating tempered Glass or Tempered Glass Thickness: 2.5±0.25(mm) or 2.8±0.2(mm) or 3.2±0.32(mm) c.Embossed glass, Type: AR coating Heat Strengthened Glass or Heat Strengthened Glass, Anti-glare glass Thickness: 2.0±0.2(mm)	Tested with appliance
	CAI HONG GROUP NEW ENERGY COMPANY LIMITED	a.Embossed glass, Type: AR coating Heat Strengthened Glass or Heat Strengthened Glass Thickness: 1.6±0.16(mm) or 2.0±0.2(mm) or 2.5±0.25(mm) or 2.8±0.2(mm) b.Embossed glass, Type: AR coating tempered Glass or Tempered Glass Thickness: 2.5±0.25(mm) or 2.8±0.2(mm) or 3.2±0.32(mm)	Tested with appliance
	Changzhou Almaden Co., Ltd.	a.Embossed glass, Type: AR coating Heat Strengthened Glass or Heat Strengthened Glass Thickness: 1.6±0.16(mm) or 2.0±0.2(mm) or 2.5±0.25(mm) or 2.8±0.2(mm) b.Embossed glass, Type: AR coating tempered Glass or Tempered Glass Thickness: 2.5±0.25(mm) or 2.8±0.2(mm) or 3.2±0.32(mm) c.Embossed glass, Type: AR coating Heat Strengthened Glass	Tested with appliance

		or Heat Strengthened Glass, Anti-glare glass Thickness: 2.0±0.2(mm)	
	Hubei Yijun Yaoneng New Material Co.,Ltd	a.Embossed glass, Type: AR coating Heat Strengthened Glass or Heat Strengthened Glass Thickness: 1.6±0.16(mm) or 2.0±0.2(mm) or 2.5±0.25(mm) or 2.8±0.2(mm) b.Embossed glass, Type: AR coating tempered Glass or Tempered Glass Thickness: 2.5±0.25(mm) or 2.8±0.2(mm) or 3.2±0.32(mm)	Tested with appliance
	Shaanxi Topray Solar Co., Ltd	a.Embossed glass, Type: AR coating Heat Strengthened Glass or Heat Strengthened Glass Thickness: 1.6±0.16(mm) or 2.0±0.2(mm) or 2.5±0.25(mm) or 2.8±0.2(mm) b.Embossed glass, Type: AR coating tempered Glass or Tempered Glass Thickness: 2.5±0.25(mm) or 2.8±0.2(mm) or 3.2±0.32(mm)	Tested with appliance
	Henan Ancai Hi-Tech Co., Ltd	a.Embossed glass, Type: AR coating Heat Strengthened Glass or Heat Strengthened Glass Thickness: 1.6±0.16(mm) or 2.0±0.2(mm) or 2.5±0.25(mm) or 2.8±0.2(mm) b.Embossed glass, Type: AR coating tempered Glass or Tempered Glass Thickness: 2.5±0.25(mm) or 2.8±0.2(mm) or 3.2±0.32(mm)	Tested with appliance
	Anhui Shengshi New Energy Materials Technology Co., Ltd.	a.Embossed glass, Type: AR coating Heat Strengthened Glass or Heat Strengthened Glass Thickness: 1.6±0.16(mm) or	Tested with appliance

		2.0±0.2(mm) or 2.5±0.25(mm) or 2.8±0.2(mm) b.Embossed glass, Type: AR coating tempered Glass or Tempered Glass Thickness: 2.5±0.25(mm) or 2.8±0.2(mm) or 3.2±0.32(mm)	
	Shenzhen New Kibing Technology Co., Ltd. Hunan Kibing Solar Technology Co., Ltd Zhuzhou Kibing Group Co., Ltd. SBH KIBING SOLAR NEW MATERIALS (M) SDN. BHD Zhejiang Ninghai Kibing New Energy Management Co., Ltd.	a.Embossed glass, Type: AR coating Heat Strengthened Glass or Heat Strengthened Glass Thickness: 1.6±0.16(mm) or 2.0±0.2(mm) or 2.5±0.25(mm) or 2.8±0.2(mm) b.Embossed glass, Type: AR coating tempered Glass or Tempered Glass Thickness: 2.5±0.25(mm) or 2.8±0.2(mm) or 3.2±0.32(mm)	Tested with appliance
	SUOLATE SPECIAL GLASS (JIANGSU) CO., LTD	a.Embossed glass, Type: AR coating Heat Strengthened Glass or Heat Strengthened Glass Thickness: 1.6±0.16(mm) or 2.0±0.2(mm) or 2.5±0.25(mm) or 2.8±0.2(mm) b.Embossed glass, Type: AR coating tempered Glass or Tempered Glass Thickness: 2.5±0.25(mm) or 2.8±0.2(mm) or 3.2±0.32(mm)	Tested with appliance
	Changzhou Huamei Photovoltaic New Materials Co., Ltd	a.Embossed glass, Type: AR coating Heat Strengthened Glass or Heat Strengthened Glass Thickness: 1.6±0.16(mm) or 2.0±0.2(mm) or 2.5±0.25(mm) or 2.8±0.2(mm) b.Embossed glass, Type: AR coating tempered Glass or Tempered Glass Thickness: 2.5±0.25(mm) or	Tested with appliance

		2.8±0.2(mm) or 3.2±0.32(mm)	
	Ningxia Jinjing Technology Co., LTD	a.Embossed glass, Type: AR coating Heat Strengthened Glass or Heat Strengthened Glass Thickness: 1.6±0.16(mm) or 2.0±0.2(mm) or 2.5±0.25(mm) or 2.8±0.2(mm) b.Embossed glass, Type: AR coating tempered Glass or Tempered Glass Thickness: 2.5±0.25(mm) or 2.8±0.2(mm) or 3.2±0.32(mm)	Tested with appliance
	Xinfuxing Glass Industrial Group Co.,Ltd GUANGXI XINFUXING SILICON TECHNOLOGY CO., LTD; ANHUI XINFUXING SILICON TECHNOLOGY CO., LTD	Embossed glass, Type: AR coating Heat Strengthened Glass or Heat Strengthened Glass Thickness: 2.0±0.2 (mm)	Tested with appliance
	Fengyang Conch Photovoltaic Technology Co., Ltd	Embossed glass, Type: AR coating Heat Strengthened Glass or Heat Strengthened Glass Thickness: 2.0±0.2 (mm)	Tested with appliance
3.Substrate	LONGi Green Energy Technology Co., Ltd	All OEM factories are listed below. a.Embossed glass, Type: AR coating Heat Strengthened Glass or Heat Strengthened Glass or white gridding mask glass Thickness: 2.5±0.2 (mm) Thickness: 2.0±0.2 (mm) b.Floating glass, Type: Heat Strengthened Glass or white or black gridding mask glass Thickness: 2.5±0.2 (mm) Thickness: 2.0±0.2 (mm) c.Embossed glass, Type: AR coating Heat Strengthened Glass or Heat Strengthened Glass or white or black gridding mask glass Thickness: 2.0±0.2 (mm) Thickness: 1.6±0.16 (mm)	Tested with appliance
	Flat Glass Group Co., Ltd. Anhui Flat Solar Glass Co.,Ltd. Zhejiang Jiafu Glass Co.,Ltd.	a.Embossed glass, Type: AR coating Heat Strengthened Glass or Heat Strengthened Glass or	Tested with appliance

	Flat (Vietnam) Co.,Ltd.	white gridding mask glass Thickness: 2.5±0.2 (mm) Thickness: 2.0±0.2 (mm) b.Floating glass, Type: Heat Strengthened Glass or white or black gridding mask glass Thickness: 2.5±0.2 (mm) Thickness: 2.0±0.2 (mm) c.Embossed glass, Type: AR coating Heat Strengthened Glass or Heat Strengthened Glass or white or black gridding mask glass Thickness: 2.0±0.2 (mm) Thickness: 1.6±0.16 (mm)	
	Xinyi Solar (Hong Kong) Limited Xinyi PV products (Anhui) Holdings. Ltd. Guangxi Xinyi Photovoltaic Industry Co.,Ltd. Xinyi Solar (Malaysia) Sdn, bhd	a.Embossed glass, Type: AR coating Heat Strengthened Glass or Heat Strengthened Glass or white gridding mask glass Thickness: 2.5±0.2 (mm) Thickness: 2.0±0.2 (mm) b.Floating glass, Type: Heat Strengthened Glass or white or black gridding mask glass Thickness: 2.5±0.2 (mm) Thickness: 2.0±0.2 (mm) Thickness: 1.6±0.16 (mm)	Tested with appliance
	CSG HOLDING CO.,LTD.	a.Embossed glass, Type: AR coating Heat Strengthened Glass or Heat Strengthened Glass or white gridding mask glass Thickness: 2.5±0.2 (mm) Thickness: 2.0±0.2 (mm) b.Floating glass, Type: Heat Strengthened Glass or white or black gridding mask glass Thickness: 2.5±0.2 (mm) Thickness: 2.0±0.2 (mm)	Tested with appliance
	CAI HONG GROUP NEW ENERGY COMPANY LIMITED	a.Embossed glass, Type: AR coating Heat Strengthened Glass or Heat Strengthened Glass or white gridding mask glass Thickness: 2.5±0.2 (mm) Thickness: 2.0±0.2 (mm) b.Floating glass, Type: Heat Strengthened Glass or white or black gridding mask glass Thickness: 2.5±0.2 (mm)	Tested with appliance

		Thickness: 2.0±0.2 (mm)	
	Changzhou Almaden Co., Ltd.	a.Embossed glass, Type: AR coating Heat Strengthened Glass or Heat Strengthened Glass or white gridding mask glass Thickness: 2.5±0.2 (mm) Thickness: 2.0±0.2 (mm) b.Floating glass, Type: Heat Strengthened Glass or white or black gridding mask glass Thickness: 2.5±0.2 (mm) Thickness: 2.0±0.2 (mm) c.Embossed glass, Type: AR coating Heat Strengthened Glass or Heat Strengthened Glass or white or black gridding mask glass Thickness: 2.0±0.2 (mm) Thickness: 1.6±0.16 (mm)	Tested with appliance
	Hubei Yijun Yaoneng New Material Co.,Ltd	a.Embossed glass, Type: AR coating Heat Strengthened Glass or Heat Strengthened Glass or white gridding mask glass Thickness: 2.0±0.2 (mm) b.Floating glass, Type: Heat Strengthened Glass or white or black gridding mask glass Thickness: 2.0±0.2 (mm)	Tested with appliance
	Shaanxi Topray Solar Co., Ltd	a.Embossed glass, Type: AR coating Heat Strengthened Glass or Heat Strengthened Glass or white gridding mask glass Thickness: 2.0±0.2 (mm) b.Floating glass, Type: Heat Strengthened Glass or white or black gridding mask glass Thickness: 2.0±0.2 (mm)	Tested with appliance
	Henan Ancai Hi-Tech Co., Ltd	a.Embossed glass, Type: AR coating Heat Strengthened Glass or Heat Strengthened Glass or white gridding mask glass Thickness: 2.0±0.2 (mm) b.Floating glass, Type: Heat Strengthened Glass or white or black gridding mask glass Thickness: 2.0±0.2 (mm)	Tested with appliance
	Anhui Shengshi New Energy Materials Technology Co., Ltd.	a.Embossed glass, Type: AR coating Heat Strengthened Glass	Tested with appliance

		or Heat Strengthened Glass or white gridding mask glass Thickness: 2.0±0.2 (mm) b.Floating glass, Type: Heat Strengthened Glass or white or black gridding mask glass Thickness: 2.0±0.2 (mm)	
	Shenzhen New Kibing Technology Co., Ltd. Hunan Kibing Solar Technology Co., Ltd Zhuzhou Kibing Group Co., Ltd. SBH KIBING SOLAR NEW MATERIALS (M) SDN. BHD Zhejiang Ninghai Kibing New Energy Management Co., Ltd.	a.Embossed glass, Type: AR coating Heat Strengthened Glass or Heat Strengthened Glass or white gridding mask glass Thickness: 2.0±0.2 (mm) b.Floating glass, Type: Heat Strengthened Glass or white or black gridding mask glass Thickness: 2.0±0.2 (mm)	Tested with appliance
	SUOLATE SPECIAL GLASS (JIANGSU) CO., LTD	a.Embossed glass, Type: AR coating Heat Strengthened Glass or Heat Strengthened Glass or white gridding mask glass Thickness: 2.5±0.2 (mm) Thickness: 2.0±0.2 (mm) b.Floating glass, Type: Heat Strengthened Glass or white or black gridding mask glass Thickness: 2.5±0.2 (mm) Thickness: 2.0±0.2 (mm) c.Embossed glass, Type: AR coating Heat Strengthened Glass or Heat Strengthened Glass or white or black gridding mask glass Thickness: 2.0±0.2 (mm) Thickness: 1.6±0.16 (mm)	Tested with appliance
	Changzhou Huamei Photovoltaic New Materials Co., Ltd	a.Embossed glass, Type: AR coating Heat Strengthened Glass or Heat Strengthened Glass or white gridding mask glass Thickness: 2.5±0.2 (mm) Thickness: 2.0±0.2 (mm) b.Floating glass, Type: Heat Strengthened Glass or white or black gridding mask glass Thickness: 2.5±0.2 (mm) Thickness: 2.0±0.2 (mm) c.Embossed glass, Type: AR coating Heat Strengthened Glass	Tested with appliance

		or Heat Strengthened Glass or white or black gridding mask glass Thickness: 2.0±0.2 (mm) Thickness: 1.6±0.16 (mm)	
	Ningxia Jinjing Technology Co., LTD	a.Embossed glass, Type: AR coating Heat Strengthened Glass or Heat Strengthened Glass or white gridding mask glass Thickness: 2.0±0.2 (mm) b.Floating glass, Type: Heat Strengthened Glass or white or black gridding mask glass Thickness: 2.0±0.2 (mm)	Tested with appliance
	Xinfuxing Glass Industrial Group Co.,Ltd. GUANGXI XINFUXING SILICON TECHNOLOGY CO., LTD; ANHUI XINFUXING SILICON TECHNOLOGY CO., LTD	Type: Heat Strengthened glass with white gridding mask Thickness: 2.0±0.2 (mm)	Tested with appliance
	Fengyang Conch Photovoltaic Technology Co., Ltd	Type: Heat Strengthened glass with white gridding mask Thickness: 2.0±0.2 (mm)	Tested with appliance
4.Encapsulant 1	Hangzhou First Applied Material Co., Ltd First Materials Scinece (Thailand) Co., Ltd. Vietnam Advance Film Material Company Limited.	F406PS (between front glass and solar cell) & TF4 (between solar cell and rear glass) Thickness=0.35 ~ 0.85 mm for F406PS (EVA) Thickness=0.3 ~ 1.0 mm for TF4 (POE)	Tested with appliance
Encapsulant 2	Hangzhou First Applied Material Co., Ltd First Materials Scinece (Thailand) Co., Ltd. Vietnam Advance Film Material Company Limited.	EP308, EVA-POE-EVA Thickness=0.4 ~ 0.85 mm, grammage 340-560 g/m2, Volume resistivity: 4.23×1015 Ω·cm.	Tested with appliance
Encapsulant 3	Hangzhou First Appied Material Co., Ltd First Materials Scinece (Thailand) Co., Ltd. Vietnam Advance Film Material Company Limited.	TF4 (between front glass and solar cell) & F406PS (between solar cell and rear glass) Thickness=0.3 ~ 1.0 mm for TF4 (POE) Thickness=0.35 ~ 0.85mm for F406PS (EVA)	Tested with appliance
Encapsulant 4	Hangzhou First Applied Material Co., Ltd. First Materials Scinece (Thailand) Co., Ltd. Vietnam Advance Film Material Company Limited.	F406PS (between front glass and solar cell) & TF8 (between solar cell and BEC-201B) & F406PS (between BEC-201B and rear glass) Thickness=0.35 ~ 0.85 mm for F406PS (EVA)	Tested with appliance

		Thickness=0.3 ~ 0.85 mm for TF8 (POE)	
Encapsulant 5	LONGi Green Energy Technology Co., Ltd	LRET (between front glass and solar cell) & LRPT (between solar cell and rear glass) Thickness=0.35 ~ 0.85 mm for LRET (EVA) Thickness=0.3 ~ 1.0 mm for LRPT (POE)	Tested with appliance
Encapsulant 6	LONGi Green Energy Technology Co., Ltd	LRPT (between front glass and solar cell) & LRET (between solar cell and rear glass) Thickness=0.3 ~ 1.0 mm for LRPT (POE) Thickness=0.35 ~ 0.85 mm for LRET (EVA)	Tested with appliance
Encapsulant 7	Hangzhou First Appied Material Co., Ltd First Materials Scinece (Thailand) Co., Ltd. Vietnam Advance Film Material Company Limited.	TF4 (between front glass and solar cell) & TF4 (between solar cell and rear glass) Thickness=0.3 ~ 1.0 mm for TF4 (POE)	Tested with appliance
Encapsulant 8	LONGi Green Energy Technology Co., Ltd	LRPT (between front glass and solar cell) & LRPT (between solar cell and rear glass) Thickness=0.3 ~ 1.0 mm for LRPT (POE)	Tested with appliance
Encapsulant 9	Changzhou Sveck PV New Material Co., Ltd	SE-556 (between front glass and solar cell) & SE-556 (between solar cell and rear glass) Thickness=0.3 ~ 1.0 mm for SE-556 (POE)	Tested with appliance
Encapsulant 10	LONGi Green Energy Technology Co., Ltd	LRPT01 (between front glass and solar cell) & LRPT01 (between solar cell and rear glass) Thickness=0.3 ~ 1.0 mm for LRPT01 (POE)	Tested with appliance
Encapsulant 11	Changzhou Sveck PV New Material Co., Ltd	POE: SE-556 (between front glass and solar cell), Thickness=0.4 ~ 1.0 mm EVA: SV-15296 (between solar cell and rear glass), Thickness=0.40 ~ 0.85 mm	Tested with appliance
Encapsulant 12	LONGi Green Energy Technology Co., Ltd	POE: LRPT01 (between front glass and solar cell), Thickness=0.4 ~ 1.0 mm EVA: LRET01 (between solar cell and rear glass), Thickness=0.40 ~ 0.85 mm	Tested with appliance
Encapsulant 13	Shanghai HIUV New Materials Co., Ltd	POE: P507 (between front glass and solar cell), Thickness=0.40 ~ 1.0 mm	Tested with appliance

		EVA: S201MT1 (between solar cell and rear glass), Thickness=0.40 ~ 0.85 mm	
Encapsulant 14	LONGi Green Energy Technology Co., Ltd	POE: LRPT06 (between front glass and solar cell), Thickness=0.40 ~ 1.0 mm EVA: LRET06 (between solar cell and rear glass), Thickness=0.40 ~ 0.85 mm	Tested with appliance
Encapsulant 15	CHANGZHOU BETTERIAL FILM TECHNOLOGY CO.,LTD Betterial (Vietnam) Film Technology Company Limited Yancheng Betterial Film Technology Co., Ltd. Lai'an Betterial Film Technology Co., Ltd.	POE: B602 (between front glass and solar cell), Thickness=0.4 ~ 1.0 mm EVA: B601HP (between solar cell and rear glass, Thickness=0.40 ~ 0.85 mm	Tested with appliance
Encapsulant 16	LONGi Green Energy Technology Co., Ltd	POE: LRPT02 (between front glass and solar cell), Thickness=0.4 ~ 1.0 mm EVA: LRET02 (between solar cell and rear glass), Thickness=0.40 ~ 0.85 mm	Tested with appliance
Encapsulant 17	Changzhou Sveck PV New Material Co., Ltd	EVA: SV-15296 (between front glass and solar cell), Thickness=0.4 ~ 1.0 mm POE: SE-556 (between solar cell and rear glass), Thickness=0.40 ~ 0.85 mm	Tested with appliance
Encapsulant 18	LONGi Green Energy Technology Co., Ltd	EVA: LRET01 (between front glass and solar cell), Thickness=0.4 ~ 1.0 mm POE: LRPT01 (between solar cell and rear glass), Thickness=0.40 ~ 0.85 mm	Tested with appliance
Encapsulant 19	Shanghai HIUV New Materials Co., Ltd	EVA: S201MT1 (between front glass and solar cell), Thickness=0.40 ~ 1.0 mm POE: P507 (between solar cell and rear glass), Thickness=0.40 ~ 0.85 mm	Tested with appliance
Encapsulant 20	LONGi Green Energy Technology Co., Ltd	EVA: LRET06 (between front glass and solar cell), Thickness=0.40 ~ 1.0 mm POE: LRPT06 (between solar cell and rear glass), Thickness=0.40 ~ 0.85 mm	Tested with appliance
Encapsulant 21	CHANGZHOU BETTERIAL FILM TECHNOLOGY CO.,LTD Betterial (Vietnam) Film Technology Company Limited	EVA: B601HP (between front glass and solar cell), Thickness=0.4 ~ 1.0 mm	Tested with appliance

	Yancheng Betterial Film Technology Co., Ltd. Lai'an Betterial Film Technology Co., Ltd.	POE: B602 (between solar cell and rear glass, Thickness=0.40 ~ 0.85 mm	
Encapsulant 22	LONGi Green Energy Technology Co., Ltd	EVA: LRET02 (between front glass and solar cell), Thickness=0.4 ~ 1.0 mm POE: LRPT02 (between solar cell and rear glass, Thickness=0.40 ~ 0.85 mm	Tested with appliance
Encapsulant 23	Shanghai HIUV New Materials Co., Ltd	POE: P507 (between front glass and solar cell), Thickness=0.40 ~ 1.0 mm POE: P507 (between solar cell and rear glass), Thickness=0.40 ~ 0.85 mm	Tested with appliance
Encapsulant 24	LONGi Green Energy Technology Co., Ltd	POE: LRPT06 (between front glass and solar cell), Thickness=0.40 ~ 1.0 mm POE: LRPT06 (between solar cell and rear glass), Thickness=0.40 ~ 0.85 mm	Tested with appliance
Encapsulant 25	CHANGZHOU BETTERIAL FILM TECHNOLOGY CO.,LTD Betterial (Vietnam) Film Technology Company Limited Yancheng Betterial Film Technology Co., Ltd. Lai'an Betterial Film Technology Co., Ltd.	POE: B602 (between front glass and solar cell), Thickness=0.4 ~ 1.0 mm POE: B602 (between solar cell and rear glass, Thickness=0.40 ~ 0.85 mm	Tested with appliance
Encapsulant 26	LONGi Green Energy Technology Co., Ltd	POE: LRPT02 (between front glass and solar cell), Thickness=0.4 ~ 1.0 mm POE: LRPT02 (between solar cell and rear glass, Thickness=0.40 ~ 0.85 mm	Tested with appliance
Encapsulant 27	CHANGZHOU BETTERIAL FILM TECHNOLOGY CO.,LTD Betterial (Vietnam) Film Technology Company Limited Yancheng Betterial Film Technology Co., Ltd. Lai'an Betterial Film Technology Co., Ltd.	B602 (between front glass and solar cell) / B602 (between solar cell and BEC-201B) / B601HP (between BEC-201B and rear cover) Thickness: 0.35 ~ 0.85 mm for B602 Thickness: 0.40 ~ 0.85 mm for B601HP	Tested with appliance
Encapsulant 28	LONGi Green Energy Technology Co., Ltd	LRPT02 (between front glass and solar cell) / LRPT02 (between solar cell and BEC-201B) / LRET02 (between BEC-201B and rear cover) Thickness: 0.35 ~ 0.85 mm for LRPT02	Tested with appliance

		Thickness: 0.40 ~ 0.85 mm for LRET02	
Encapsulant 29	Changzhou Sveck PV New Material Co., Ltd	POE: SE-556 (between front glass and solar cell), Thickness=0.3 ~ 1.0 mm POE: SE-557W (between solar cell and rear glass), Thickness=0.3 ~ 1.0 mm	Tested with appliance
Encapsulant 30	LONGi Green Energy Technology Co., Ltd	POE: LRPT01 (between front glass and solar cell), Thickness=0.3 ~ 1.0 mm POE: LRPW01 (between solar cell and rear glass), Thickness=0.3 ~ 1.0 mm	Tested with appliance
Encapsulant 31	CROWN ADVANCED MATERIAL CO., LTD	POE: ISARD 3180 (between front glass and solar cell), Thickness=0.5 ~ 0.8 mm EVA: ISARD 2180 (between solar cell and rear glass), Thickness=0.3 ~ 0.8 mm	Tested with appliance
5.Junction box 1	LONGi Green Energy Technology Co., Ltd.	PV-LR07A, DC 1500 V, 18A or 22A or 25A or 26A, IP 68, -40°C to 85°C.	TÜV SÜD
	IIluminate USA LLC.	PV-LR07A, DC 1500 V, 18A or 22A or 25A or 26A, IP 68, -40°C to 85°C.	TÜV SÜD
	Zhejiang Zhonghuan Sunter PV Technology Co., Ltd. Vietnam Sunter PV Technology Company Limited	PV-ZH07A, DC 1500 V, 18A or 22A or 25A or 26A, IP 68, -40°C to 85°C.	TÜV SÜD
	Phono Solar Technology Co., Ltd	PS- BOX07A, DC 1500V, 18A or 22A or 25A or 26A, IP68, -40°C to +85°C	TÜV SÜD
Bypass diode	LONGi Green Energy Technology Co., Ltd. Yangzhou Yangjie Electronic Technology Co., Ltd. PANJIT International Inc. Anhui Juxin Semiconductor Technology Co., Ltd. Zhejiang Zhonghuan Sunter PV Technology Co., Ltd. Vietnam Sunter PV Technology Company Limited	20SQ045, IF(AV)=20A, VRRM=45V, Tj=200°C, 18A, 1x130mil 30SQ045, IF(AV)=30A, VRRM=45V, Tj=200°C, 22A, 1x150mi 40SQ045, IF(AV)=40A, VRRM=45V, Tj=200°C, 25A, 1x180mil 35SQ045,IF(AV)=35A, VRRM=45V, Tj=200°C, 25A, 1x165mil	Tested with appliance
Cable	LONGi Green Energy Technology Co., Ltd.	62930 IEC 131 1× 4mm² HALOGEN FREE LOW SMOKE, 1× 4mm², 1× 6mm², 1500V DC	TÜV SÜD B 099333 0085
	Wuxi Xinhongye Wire & Cable Co., Ltd.	62930 IEC 131 1× 4mm² HALOGEN FREE LOW SMOKE, 1× 4mm², 1× 6mm², 1500V DC	TÜV Rheinland R50439595

	Ningbo Kibor Wire & Cable Co.,Ltd	62930 IEC 1311× 4mm² HALOGEN FREE LOW SMOKE, 1× 4mm²,1× 6mm², 1500V DC	TÜV Rheinland R50413678
	Zhejiang Zhonghuan Sunter PV Technology Co., Ltd. Vietnam Sunter PV Technology Company Limited	62930 IEC 131 1× 4mm² HALOGEN FREE LOW SMOKE, 1× 4mm², 1× 6mm², 1500V DC	TÜV Rheinland R50436635
	Jiangsu Tonglin Electric Co., Ltd.	62930 IEC 131 1× 4mm² HALOGEN FREE LOW SMOKE, 1× 4mm², 1× 6mm², 1500V DC	TÜV Rheinland R50462100
Connector	LONGi Green Energy Technology Co.,Ltd	PV-LR5 1500VDC, 40A or 50A, IP68	TÜV SÜD B 099333 0033
	IIluminate USA LLC.	PV-LR5 1500VDC, 40A or 50A, IP68	TÜV SÜD B 122119 0011
	Zhejiang Zhonghuan Sunter PV Technology Co., Ltd. Vietnam Sunter PV Technology Company Limited	PV-ZH202B 1500VDC, 40A or 50A, IP68	TÜV SÜD B 082630 0021
	Stäubli Electrical Connectors AG	PV-KST4-EVO2/xy_UR, PV-KBT4-EVO2/xy_UR PV-KST4-EVO2A/xy, PV-KBT4-EVO2A/xy 1500VDC, 45A, IP68	TUV Rheinland R60127169
Potting material	SHANGHAI HUITIAN NEW MATERIAL CO LTD	Type: 5299W-S white or black silicone adhesive	Test with applicance
	H.B.FULLER (SUZHOU) ADVANCED MATERIAL CO., LTD	Type: 1521 white or black silicone adhesive	
	Sika (Jiangsu) industrial Material Ltd.	Type: SIKASIL® AS-747 SL white or black silicone adhesive	
	Jiangsu Tianchen New Materials Co.,Ltd.	Type: HT6360 white or black silicone adhesive	
	CHENGDU GUIBAO SCIENCE & TECHNOLOGY CO., LTD	Type: 4808 white or black silicone adhesive	
	Hubei Ruijia Silicon New Materials Co.,Ltd / Gucheng Xingfa New Materials Co., Ltd.	Type: GS PV586 white or black, silicone adhesive	
	ZHENJIANG RAYBOND NEW MATERIAL TECHNOLOGY CO., LTD.	Type: RS-3200 white or black silicone adhesive	
	GOLOHO NEW MATERIALS (VIETNAM) CO.,LTD.	Type: 313-AB white or black silicone adhesive	
Adhesive for J-box	SHANGHAI HUITIAN NEW MATERIAL CO LTD	Type: HT906Z, white or black silicone adhesive Type: 9661, dealcoholized adhesive Type: 4061, white or black silicone adhesive	Test with applicance
	H.B.FULLER (SUZHOU) ADVANCED MATERIAL CO., LTD	Type: 1527, white or black silicone adhesive Type: 1581, dealcoholized adhesive	

	Sika (Jiangsu) industrial Material Ltd.	Type: SIKASIL® AS-165, white or black silicone adhesive Type: CREVO709, dealcoholized adhesive	
	Jiangsu Tianchen New Materials Co.,Ltd.	Type: HT8258, white or black silicone adhesive Type: HT-8188, dealcoholized adhesive	
	CHENGDU GUIBAO SCIENCE & TECHNOLOGY CO., LTD	Type: 888N, white or black silicone adhesive Type: 888C, dealcoholized adhesive	
	Hubei Ruijia Silicon New Materials Co.,Ltd / Gucheng Xingfa New Materials Co., Ltd.	Type: GS PV589 white or black, silicone adhesive	
	ZHENJIANG RAYBOND NEW MATERIAL TECHNOLOGY CO., LTD.	Type: RS-3316 white or black silicone adhesive	
	GOLOHO NEW MATERIALS (VIETNAM) CO.,LTD.	Type: 3901-HW white or black silicone adhesive	
	ZHENJIANG RAYBOND NEW MATERIAL TECHNOLOGY CO., LTD.	Type: RS-3300 White or black, Silicone adhesive	
Junction box 2	LONGi Green Energy Technology Co., Ltd.	PV-LR10A, DC 1500 V, 20A or 22A or 25A or 26A or 30A, IP 68, -40°C to 85°C.	TÜV SÜD
Bypass diode	Zhejiang Zhonghuan Sunter PV Technology Co., Ltd. Vietnam Sunter PV Technology Company Limited	20SQ045, IF(AV)=20A, VRRM=45V, Tj=200°C, 20A, 1x130mil 25SQ045-SL, IF(AV)=25A, VRRM=45V, Tj=200°C, 22A, 1x130mi 30SQ045-SL, IF(AV)=30A, VRRM=45V, Tj=200°C, 25A, 1x150mil	Tested with appliance
	LONGi Green Energy Technology Co., Ltd. Zhejiang Zhonghuan Sunter PV Technology Co., Ltd. Vietnam Sunter PV Technology Company Limited	35SQ045, IF(AV)=35A, VRRM=45V, Tj=200°C, 25A, 1x165mil 40SQ045, IF(AV)=40A, VRRM=45V, Tj=200°C, 30A, 1x180mil	Tested with appliance
Cable	LONGi Green Energy Technology Co., Ltd.	62930 IEC 131 1× 4mm² HALOGEN FREE LOW SMOKE, 1× 4mm², 1× 6mm², 1500V DC	TÜV SÜD B 099333 0085
	Zhejiang Zhonghuan Sunter PV Technology Co., Ltd. Vietnam Sunter PV Technology Company Limited	62930 IEC 131 1× 4mm² HALOGEN FREE LOW SMOKE, 1× 4mm², 1× 6mm², 1500V DC	TÜV Rheinland R50436635
	Zhejiang Zhonghuan Sunter PV Technology Co., Ltd. Vietnam Sunter PV Technology Company Limited	62930 IEC 131 1× 4mm² HALOGEN FREE LOW SMOKE, 1× 4mm², 1500V DC	TÜV SÜD B 082630 0029

Connector	LONGi Green Energy Technology Co.,Ltd	PV-LR5 1500VDC, 40A or 50A, IP68	TÜV SÜD B 099333 0033
	Zhejiang Zhonghuan Sunter PV Technology Co., Ltd. Vietnam Sunter PV Technology Company Limited	PV-ZH202B 1500VDC, 40A, IP68	TÜV SÜD B 082630 0021
	Stäubli Electrical Connectors AG	PV-KST4-EVO2/xy_UR, PV-KBT4-EVO2/xy_UR PV-KST4-EVO2A/xy, PV-KBT4-EVO2A/xy 1500VDC, 45A(4mm²), 53A(6mm²), IP68	TUV Rheinland R60127169
Potting material	SHANGHAI HUITIAN NEW MATERIAL CO LTD	Type: 5299W-S white or black silicone adhesive	Test with applicance
	H.B.FULLER (SUZHOU) ADVANCED MATERIAL CO., LTD	Type: 1521 white or black silicone adhesive	
	Sika (Jiangsu) industrial Material Ltd.	Type: SIKASIL® AS-747 SL white or black silicone adhesive	
	Jiangsu Tianchen New Materials Co.,Ltd.	Type: HT6360 white or black silicone adhesive	
	CHENGDU GUIBAO SCIENCE & TECHNOLOGY CO., LTD	Type: 4808 white or black silicone adhesive	
	Hubei Ruijia Silicon New Materials Co.,Ltd / Gucheng Xingfa New Materials Co., Ltd.	Type: GS PV586 white or black, silicone adhesive	
Adhesive for J-box	SHANGHAI HUITIAN NEW MATERIAL CO LTD	Type: HT906Z white or black silicone adhesive	Test with applicance
	H.B.FULLER (SUZHOU) ADVANCED MATERIAL CO., LTD	Type: 1527 white or black silicone adhesive	
	Sika (Jiangsu) industrial Material Ltd.	Type: SIKASIL® AS-165 white or black silicone adhesive	
	Jiangsu Tianchen New Materials Co.,Ltd.	Type: HT8258 white or black silicone adhesive	
	CHENGDU GUIBAO SCIENCE & TECHNOLOGY CO., LTD	Type: 888N white or black silicone adhesive	
	Hubei Ruijia Silicon New Materials Co.,Ltd / Gucheng Xingfa New Materials Co., Ltd.	Type: GS PV589 white or black, silicone adhesive	
	ZHENJIANG RAYBOND NEW MATERIAL TECHNOLOGY CO., LTD.	Type: RS-3300 White or black, Silicone adhesive	
6.Cell interconnector	LONGi Green Energy Technology Co., Ltd / Suzhou YourBest New-type Materials Co., Ltd. / Shaanxi Guangde Electronic Materials Co., Ltd. /	Cross section: 0.25×1.0mm or 0.25×0.8mm or 0.25×0.6mm or 0.23×0.8mm Material: Base Cu, Coating Sn63Pb37 or Sn60Pb40	Tested with appliance

	Jiangsu Wetown New Material Technology Co., Ltd / HUIZHOU DEJINCHANG OPTOELECTRONICS TECHNOLOGY Co., LTD / Xi'an Telison New Materials Co., Ltd / Huizhou Huasheng Electronic Wire& Cable Co., Ltd / TONYSHARE (Suzhou) Electronic Material Technology Co., Ltd / Zhejiang Trumhe New Materials Co., Ltd / Zhejiang Jingyuan Photoelectric Technology Co., Ltd / Tianjin Jingyuan Photoelectric Technology Co. Ltd / DESHENGCHANG NEW MATERIAL (THAILAND) CO., LTD / Taicang Juren PV Material Co., Ltd / SuZhou Juren PV Material Co., Ltd / SUNBY SOLAR VIETNAM CO.,LTD. / NATONG DEJINCHANG OPTOELECTRONICS TECHNOLOGY Co., LTD / DESHENGCHANG NEW MATERIAL (THAILAND) CO., LTD. / Jiangsu Telison new Materials Co., Ltd. / Tonyshare Electronic Material Technology Malaysia Sdn. Bhd. / Zhejiang YunHeng Green Energy New Materials Co., Ltd	Diameter: 0.25mm or 0.23mm or 0.26mm or 0.27mm or 0.24mm or 0.30mm or 0.35mm Material: Base Cu, Coating Sn63Pb37 or Sn60Pb40	
		Consist of Irregular part and conventional part. Irregular part: triangle, base is 0.53mm, angle is 100° or 0.43×0.35mm (triangel part) 0.15×1.02mm (flat part) or Conventional part: 0.20×0.7mm or 0.18×0.7mm Material: Base Cu, Coating Sn63Pb37 or Sn60Pb40	
		Cross section: 0.25×0.6mm or 0.25×0.8mm Material: Base Cu & Al, Coating Sn60Pb40.	
		Ultra Low Temperature-0BB soldering ribbon Diameter: 0.25mm (±0.015mm) Coating composition: Sn43Pb43Bi14, Copper based composition: ≥99.97% Tensile strength≥130Mpa Yield strength≤75Mpa Elongation≥15%	
		Cross section: 0.25*0.6mm or 0.25*0.8mm a.Material: Base Cu, Coating Sn43Pb43Bi14 or Sn49Pb41Bi10, b.Material: Base Cu & Al, Coating Sn49Pb41Bi10	
7.String connector	LONGi Green Energy Technology Co., Ltd / Suzhou YourBest New-type Materials Co., Ltd. / Shaanxi Guangde Electronic Materials Co., Ltd. / Jiangsu Wetown New Material Technology Co., Ltd / HUIZHOU DEJINCHANG OPTOELECTRONICS TECHNOLOGY Co., LTD / Xi'an Telison New Materials Co., Ltd / Huizhou Huasheng Electronic Wire& Cable Co., Ltd / TONYSHARE (Suzhou) Electronic Material Technology Co., Ltd / Zhejiang Trumhe New	Cross section: 0.25×6mm or 0.3×7mm or 0.3×6mm or 0.3×5mm or 0.3×4mm or 0.3×3.5mm or 0.25×3mm or 0.2×6mm or 0.4×4mm or 0.4×7mm Material: Base Cu, Coating Sn63Pb37 or Sn60Pb40 or Sn50Pb50 or with black coating	Tested with appliance
		Cross section: 0.25×6mm or 0.3×7mm or 0.3×6mm or 0.3×5mm or 0.3×4mm or 0.3×3.5mm Material: Base Cu, Coating Sn63Pb37_light-reflecting or Coating Sn60Pb40_light-reflecting or Coating Sn50Pb50_light-reflecting	

	Materials Co., Ltd / Zhejiang Jingyuan Photoelectric Technology Co., Ltd / Tianjin Jingyuan Photoelectric Technology Co., Ltd / Taicang Juren PV Material Co., Ltd / DESHENGCHANG NEW MATERIAL (THAILAND) CO., LTD / SuZhou Juren PV Material Co., Ltd / NATONG DEJINCHANG OPTOELECTRONICS TECHNOLOGY Co., LTD / DESHENGCHANG NEW MATERIAL (THAILAND) CO., LTD. / SUNBY SOLAR VIETNAM CO., LTD. / Tonyshare Electronic Material Technology Malaysia Sdn. Bhd. / Zhejiang YunHeng Green Energy New Materials Co., Ltd	Cross section: 0.3×3.5mm or 0.3×4mm or 0.3×6mm Material: Base Cu & Al, Coating Sn63Pb37_light-reflecting or Coating Sn60Pb40_light-reflecting or Coating Sn50Pb50_light-reflecting	
		Cross section: 0.3×3.5mm or 0.3×4mm Material: Base Cu, Coating Sn43Pb43Bi14	
8.Fluxing material	Singapore Asahi Chemical and Solder Industries Pte Ltd. Asahi Solder Technology (Wuxi) Co. Ltd.	Type: SF56	Tested with appliance
		Type: SF105	
	YIK SHING TAT INDUSTRIAL CO., LTD	Type: GOLF703-C	
	ShenZhen Embrace Glory Electronic Material Co.,Ltd. HuiZhou Embrace Glory New Material Technology Co. LTD	Type: 8000T20	
	Shenzhen Vital New Material Company Limited	Type: WTO-PV112F	
	Singapore Asahi Chemical and Solder Industries Pte Ltd	Type: ANX-3012	
	Shenzhen TongFang Electronic New Material Co., Ltd / TONGFANG TECHNOLOGY VIETNAM CO.,LTD.	Type: TFHF9200	
		Type: AATF-9800	
	Zhenzhou Wise PV Technology Co.,Ltd.	Type: WS-867	
	Kester Components Pte Ltd.	Type: 952-S	
	Jiangsu Chengrui Metal Material Co., Ltd	Type: CR-PV201	
9.Frame	LONGi Green Energy Technology Co., Ltd. / Jiangyin Shunyuan Electrical Steel Materials Co., Ltd. / Zhejiang Mihuang Aluminium Industry	6063-T5 or 6005-T6, Anodized aluminum alloy, silver or Black colour 40×30mm or 35×30mm or 30×30mm or 33×30mm or	Tested with appliance

	Co., Ltd. / Jiangyin East-China Aluminium Technology Co., Ltd. / Jiangsu Akcome Solar Science & Technology Co., Ltd. / Asia Aluminium (China) Company Limited / Yingkou Changtai Aluminum Material Co., Ltd. / Shaoxing City Solarcom Solar Equipment Co.,Ltd. / CHANGSHU CHANGFA ALUMINUM IND CO., LTD / Liaoning Zhongwang Group Co., LTD / Anhui FIRST Aluminium Co., Ltd / Jinhua Degao New Energy Technology Co., Ltd / Jiangsu Sulv New Material Technology Co., LTD / Yonz Technology Co., Ltd. / Chizhou Anan New Material Technology Co., Ltd. / Guangxi Anan New Material Technology Co., Ltd. / FuzhouAntong New Material technology Co., Ltd. / Jiangsu Sualuminum New Material Technology Co., LTD. / Chuzhou Ruida New Energy Materials Co., LTD / Mingdi Group Co., Ltd. / Anhui Xinbo Aluminium Co., Ltd. / Anhui Xinbo Technology Co., LTD / Anhui Xinbo Photovotaic Materials Co., LTD / Anhui Xinbo Solar Material Co.,Ltd / Henan Pingmei Longji Photovoltaic Materials Co., LTD / Shandong jinmuyang New Energy Technology Co., Ltd. / CITIC BOHAI ALUMINIUM INDUSTRIES HOLDING CO., LTD / Citic Bohai Aluminum (Chuzhou) Co., LTD / YONZ TECHNOLOGY (VIETNAM) INVESTMENT COMPANY LIMITED / Shaanxi Jianhua Hengsheng New Energy Technology Co., Ltd. / FUZHOU ANTONG NEW MATERIAL TECHNOLGY CO., LTD. / PMB ALUMINIUM SDN BHD. / Shandong Fenghuang New Material Technology Co., Ltd./DO THANH ALUMINIUM	30×28mm (only used for long frame, short frame descriptions see as below) 30×25mm or 35×10mm or 35×15mm or 30×15mm or 26.3×15mm or 33×18mm or 30×30mm (only used for short frame, long frame descriptions see as above) 6063-T5 or 6005-T6, Anodized aluminum alloy, silver or Black colour, 40×30mm special frame. 6005-T6, Anodized aluminum alloy, silver or Black colour,H: 27.4mm, L: 15mm 6005-T6, Anodized aluminum alloy, silver or Black colour,H: 26.2mm, L: 15mm	

	JOINT STOCK COMPANY / WEKO (Inner Mongolia) New Materials Technology Co., Ltd. / Ningbo Kimoyong Energy Technology Co., Ltd		
	Shandong Huajian Aluminum Co., Ltd.	6063-T6, Anodized aluminum alloy, Silver or Black colour, 24.5×35×23mm, Length: 200mm	
	Zhejiang DeYiLong Technology Co.,Ltd/ LONGi Green Energy Technology Co., Ltd.	Type: Glassfiber Reinforced polyurethane, 30mm	
	LONGi Green Energy Technology Co., Ltd.	Type: 6063-T6, 27mm	
	JIANGYIN HAIDA NEW ENERGY MATERIALS CO.,LTD / LONGi Green Energy Technology Co., Ltd	6005-T6 with rubber block Clamp, Dimensions: LxWxH: 400*26*26 or 30mm Rubber block dimensions:LxWxH: 400*11*2.7mm& 400*12.3*1.9mm	
		Type: SCS570, 2381*1133*6.7mm	
	Anhui Boying Electromechanical Technology Co.,Ltd./ LONGi Green Energy Technology Co., Ltd	Type: S350+Zn-Mg coated steel Coating Thickness 275g/m2	
	LONGi Green Energy Technoloy Co., Ltd. / Baomarc (Hefei) Technology Co.,Ltd. / Baomarc (Hefei) Technology Co.,Ltd Xianyang Branch.	Type: HC550/600CPD+XM Long frame: 30×17.8mm, Short fame: 30mm	
	LONGi Green Energy Technoloy Co., Ltd. / Baomarc (Hefei) Technology Co.,Ltd. / Baomarc (Hefei) Technology Co.,Ltd Xianyang Branch. / Anhui Caesar New Energy Technology Co., Ltd	Type: S550GD+ZM Long frame: 30×17.8mm, Short fame: 30mm	
	Inster (Shanghai) Technology Co.,Ltd.	Type: SCS450QBK Zn-Mg coated steel	
	Anhui Caesar New Energy Technology Co., Ltd	Type: SCS490	
10.Adhesive for frame	H.B.Fuller (Suzhou) Advanced Material Co., Ltd	Type: 1527 White or black, Silicone adhesive	Tested with appliance
	Shanghai Huitian New Material Co., Ltd	Type: HT906Z White or black, Silicone adhesive Type: 4061, white or black silicone adhesive	
	Jiangsu Tianchen New Materials Co., Ltd.	Type: HT8258 White or black, Silicone adhesive	
	Hubei Ruijia Silicon New Materials Co., Ltd / Gucheng Xingfa New Materials Co., Ltd.	Type: GS PV589 White or black, Silicone adhesive	

	Chengdu Guibao Science & Technology Co., Ltd	Type: 888N White or black, Silicone adhesive Type: 888C dealcoholized adhesive	
	ZHENJIANG RAYBOND NEW MATERIAL TECHNOLOGY CO., LTD.	Type: RS-3316 White or black, Silicone adhesive	
	Sika (Jiangsu) industrial Material Ltd.	Type: SIKASIL® AS-165 White or black, Silicone adhesive Type: CREVO709 dealcoholized adhesive	
	GOLOHO NEW MATERIALS (VIETNAM) CO.,LTD.	Type: 3901-HW White or black, Silicone adhesive	
	Changzhou Sveck PV New Material Co., Ltd	Type: SE-557W Thickness:0.5-1.2mm	
	ZHENJIANG RAYBOND NEW MATERIAL TECHNOLOGY CO., LTD.	Type: RS-3300 White or black, Silicone adhesive	
11.Insulation sheet	Hangzhou First Photovoltaic Material Co., Ltd Suzhou First PV Material Co., Ltd Suzhou First Material Technology Co., Ltd.	BEC-201 Construction: EVA(100um) / Fluororesin 1 (10um) / PET(125um) / Fluororesin 1 (10um) Thickness=0.245±0.02mm	Tested with appliance
	Hangzhou First Photovoltaic Material Co., Ltd Suzhou First PV Material Co., Ltd Suzhou First Material Technology Co., Ltd.	BEC-201B Construction: EVA(120um) / Fluororesin 1 (10um) / PET(125um) / Fluororesin 1 (10um) Thickness=0.265±0.02mm	
	3M	Type: 3M™ D300 EPE film Thickness: 300(μm)	
	3M	Type: 3M™ D300B	
12.Fixing tape	Cybrid Technologies Inc.	FF-3665 (T75)	Tested with appliance
	3M COMPANY	UV-1 Anti-UV PET Tape UV-T Anti-UV PP Tape	
	LONGi Green Energy Technology Co., Ltd	BCP-1W or BCP-1B	
	LUQIN NEW MATERIAL TECHNOLOGY (JIANGSU) CO.,LTD.	D60F6-2	
	Darbond Technology co., ltd	DT-9609	
	Shanghai Hyperion Adhesive Material Co.,ltd	9966 Hyperion Single-side Adhesive tapes	

	Shanghai Booster New Material Co.,Ltd.	Thickness=0.085±0.02mm or 0.06±0.02mm	
	Wuxi YKC New Material Co.,Ltd.	RD-SV65	
13.Solder paste	Zhejiang Jingyuan Photoelectric Technology Co., Ltd.	Type: JY-S500, Sn63Pb37 Only for M10P0B, M11P0B, M11M0B, G12M0B, M12M0B cell	Tested with appliance
		Type: JY-S600, Sn60Pb40 Only for M10P0B, M11P0B, M11M0B, G12M0B, M12M0B cell	
		Type: JY-S200, Sn54Pb42Bi3Sb1 Only for M11R0B, G12M0B, M12M0B cell	
		Type: JY-S700, SnPbBiAgX_R154 Only for M10P0B, M11P0B, M11M0B, G12M0B, M12M0B cell	
		Type: JY-S750, HFSnPbBiAgX Only for M10P0B, M11P0B, M11M0B, G12M0B, M12M0B cell	
	BEIJING COMPO ADVANCED TECHNOLOGY CO.,LTD GRINM NEXUSX Advanced Materials (Beijing) Co., Ltd.	Type: SRT901-ZF-4-ZXZ01, Sn63Pb37 Only for M10P0B, M11P0B, M11M0B, G12M0B, M12M0B cell	
		Type: SRT902-ZF-4-ZXZ01, Sn60Pb40 Only for M10P0B, M11P0B, M11M0B, G12M0B, M12M0B cell	
		Type: R150PLUS, Sn45.5Pb41Bi12Ag0.35X Only for M11R0B, G12M0B, M12M0B cell	
		Type: LZF-LTS345-4-NW01, SnPbBiAgX_R154 Only for M10P0B, M11P0B, M11M0B, G12M0B, M12M0B cell	
		Type: LCH-LTS984-4-NW01, Sn43Pb43Bi14 Only for M10P0B, M11P0B, M11M0B, G12M0B, M12M0B cell	
	Yik Shing Tat Industrial Co., Ltd Yik Shing Tat Solder Manufacturer Ltd Yik Shing Tat Solder Manufacturer (Kun Shan) Ltd	Type: FLY905-LY Only for M10P0B, M11P0B, M11M0B, G12M0B, M12M0B cell	
	Beijing RTAX Technology Co., Ltd.	Type: SnP-sol-183 Only for M10P0B, M11P0B, M11M0B, G12M0B, M12M0B cell	
	Suzhou Vital Electronics Material Technology Co., Ltd	Type: GW9098-GF/6040-4C, Sn60Pb40 Only for M10P0B, M11P0B, M11M0B, G12M0B, M12M0B cell	

	Suzhou Eunow Company Limited	Type: EUP-878HF Only for M10P0B, M11P0B, M11M0B, G12M0B, M12M0B cell	
	Anhui YourBest New-type Materials Co.,Ltd	Type: YBSP150BXSB05 Only for M10P0B, M11P0B, M11M0B, G12M0B, M12M0B cell	
14.Solder resist ink	Hangzhou First Applied Material Co., Ltd	Type: PT-2100 Only for M10P0B, M11P0B, M11M0B, G12M0B, M11R0B, M12M0B cell	Tested with appliance
		Type: FT-2100 Only for M10P0B, M11P0B, M11M0B, G12M0B, M11R0B, M12M0B cell	
		Type: FT-2300 Colour is transparency / green Only for M10P0B, M11P0B, M11M0B, G12M0B, M11R0B, M12M0B cell	
	JIANGSU KUANGSHUN PHOTOSENSITIVITY NEW-MATERIAL STOCK CO., LTD.	Type: KSM-386GY Colour is green / transparency Only for M10P0B, M11P0B, M11M0B, G12M0B, M11R0B, M12M0B cell	
		Type: KSM-2000 UVB Colour is transparency Only for M10P0B, M11P0B, M11M0B, G12M0B, M11R0B, M12M0B cell	
	SINOPOLY ADVANCED MATERIALS(JIAXING) CO.,LTD	Type: SP2000TE Colour is green / transparency Only for M10P0B, M11P0B, M11M0B, G12M0B, M11R0B, M12M0B cell	
		Type: SP200GN Colour is green Only for M10P0B, M11P0B, M11M0B, G12M0B, M11R0B, M12M0B cell	
	Wuxi Heyu Renewable Technology Co., Ltd Heyu Technology Co., Ltd	Type: HY-JY200T Colour is transparency Only for M10P0B, M11P0B, M11M0B, G12M0B, M11R0B, M12M0B cell	
		Type: HY-JY200A/B Colour is green Only for M10P0B, M11P0B, M11M0B, G12M0B, M11R0B, M12M0B cell	
	Guangdong matsuda Photosensitive New Material Co., Ltd.	Type: PTM-500 GO1P Colour is green	

		Only for M10P0B, M11P0B, M11M0B, G12M0B, M11R0B, M12M0B cell	
	LONGi Green Energy Technology Co., Ltd	Type: E84-1 Colour is green Only for M10P0B, M11P0B, M11M0B, G12M0B, M11R0B, M12M0B cell	
	SHENZHEN RONGDA PHOTOSENSITIVE SCIENCE AND TECHNOLOGY CO., LTD.	Type: THW-5DG100 Colour is green / transparency Only for M10P0B, M11P0B, M11M0B, G12M0B, M11R0B, M12M0B cell	
		Type: THW-5DN300 Colour is green / transparency Only for M10P0B, M11P0B, M11M0B, G12M0B, M11R0B, M12M0B cell	
		Type: UVW-5DG5C1 Colour is transparency Only for M10P0B, M11P0B, M11M0B, G12M0B, M11R0B, M12M0B cell	
15.Butyl rubber	H.B.Fuller (Suzhou) Advanced Material Co.,Ltd (Only combinates with Encapsulant 3,6,11,12)	HelioSeal® PVS 101	Tested with appliance
	Shandong Zhengfan Technology Co.,Ltd (Only combinates with Encapsulant 3,6,11,12,13,14,15,16)	Heisenberg SW B10	
16.Light redirection film	Wuxi Heyu Renewable Technology Co.,Ltd Heyu Technology Co., Ltd (combined with Encapsulant 3,6,7,8,9,10,11,12,13,14,15,16)	BC81	Tested with appliance
	Suzhou Golden Star Electronic Technology Co., Ltd. (combined with Encapsulant 9,10)	GS-X-090-02	
	Changzhou Sveck New Material Technology Co., Ltd (combined with Encapsulant 9,10)	SVK-FG01	
	3M COMPANY (combined with Encapsulant 9,10)	T81-X, Material: PET Thickness: 0.075mm	
	Ningbo Excition New Energy Co.,Ltd. (combined with Encapsulant 3,6,7,8,11,12,13,14,15,16)	ET70RX-7	

	Changzhou Sveck NewMaterial Technology Co., Ltd (combined with Encapsulant 3,6,7,8,9,10,11,12,13,14,15,16)	SVK-JX02	
	Wuxi YKC Photovoltaic Materials Co., Ltd. Wuxi YKC New Material Co.,Ltd. (combined with Encapsulant 3,6,7,8,9,10,11,12,13,14,15,16)	YKC-125	
	Ningbo Excition New Energy Co.,Ltd. (combined with Encapsulant 3,6,11,12)	ET70RB	
	Heyu Technology Co., Ltd (combined with Encapsulant 3,6,11,12)	WM800	
17.Label	Avery Dennison (Suzhou) Co., Ltd. AVERY DENNISON (CHINA) CO.,LTD	Fasson_50 micron White PET TC/S333/BG50#WH	Tested with appliance
	Guangzhou Tongyou Packing Materials Co.,Ltd	BRL76A	
	Vision Intelligent Identification Material Co., Ltd	V330 or V336	
	AVERY DENNISON (CHINA) CO.,LTD AVERY (China) CO.,LTD	72826T	
18.UV Curable Adhesive	YAN TAI DARBOND TECHNOLOGY CO., LTD	4337	Tested with appliance
	Wuxi Heyu Renewable Technology Co., Ltd / Heyu Technology Co., Ltd	HY-GD300	
	Shanghai Delangju New Material Co., Ltd	UV 9611	

Electrical Parameter Table:

	LR5-72HBD-500M/ LR5-72HIBD-500M/ LR5-72HBD-500Ma/ LR5-72HBD-HD-500M/ LR5-72HBD-500Mc/Mc1/ Mc2	LR5-72HBD-505M/ LR5-72HIBD-505M/ LR5-72HBD-505Ma/ LR5-72HBD-HD-505M/ LR5-72HBD-505Mc/Mc1/ Mc2	LR5-72HBD-510M/ LR5-72HIBD-510M/ LR5-72HBD-510Ma/ LR5-72HBD-HD-510M/ LR5-72HBD-510Mc/Mc1/ Mc2	LR5-72HBD-515M/ LR5-72HIBD-515M/ LR5-72HBD-515Ma/ LR5-72HBD-HD-515M/ LR5-72HBD-515Mc/Mc1/ Mc2	LR5-72HBD-520M/ LR5-72HIBD-520M/ LR5-72HBD-520Ma/ LR5-72HBD-HD-520M/ LR5-72HBD-520Mc/Mc1/ Mc2	LR5-72HBD-525M/ LR5-72HIBD-525M/ LR5-72HBD-525Ma/ LR5-72HBD-HD-525M/ LR5-72HBD-525Mc/Mc1/ Mc2	LR5-72HBD-530M/ LR5-72HIBD-530M/ LR5-72HBD-530Ma/ LR5-72HBD-HD-530M/ LR5-72HBD-530Mc/Mc1/ Mc2
	STC						
open-circuit voltage (tolerance±3%) [V]:	48.29	48.43	48.6	48.75	48.9	49.05	49.2

voltage at max. power [V]:	40.45	40.6	40.75	40.9	41.04	41.2	41.35
current at max. power [A]:	12.38	12.46	12.54	12.61	12.68	12.76	12.84
short-circuit current (tolerance±3%) [A]:	13.24	13.33	13.41	13.48	13.55	13.63	13.71
max. power (tolerance±3%) [W]:	500	505	510	515	520	525	530
Fuse Rating [A]	30	30	30	30	30	30	30
	BNPI						
open-circuit voltage (tolerance±3%) [V]:	48.29	48.43	48.6	48.75	48.9	49.05	49.2
voltage at max. power [V]:	40.45	40.6	40.75	40.9	41.04	41.2	41.35
current at max. power [A]:	13.54	13.62	13.70	13.79	13.87	13.95	14.03
short-circuit current (tolerance±3%) [A]:	14.52	14.60	14.69	14.78	14.85	14.94	15.01
max. power (tolerance±3%) [W]:	547	553	558	564	569	575	580
Fuse Rating [A]	30	30	30	30	30	30	30
	BSI						
short-circuit current (tolerance±3%) [A]:	16.06	16.14	16.24	16.34	16.42	16.52	16.59
φPmax	70±5%						
φVoc	98±5%						
φIsc	70±5%						
	LR5-72HBD-535M/ LR5-72HIBD-535M/ LR5-72HBD-535Ma/ LR5-72HBD-HD-535M/ LR5-72HBD-535Mc/Mc1/ Mc2	LR5-72HBD-540M/ LR5-72HIBD-540M/ LR5-72HBD-540Ma/ LR5-72HBD-HD-540M/ LR5-72HBD-540Mc/Mc1/ Mc2	LR5-72HBD-545M/ LR5-72HIBD-545M/ LR5-72HBD-545Ma/ LR5-72HBD-HD-545M/ LR5-72HBD-545Mc/Mc1/ Mc2	LR5-72HBD-550M/ LR5-72HIBD-550M/ LR5-72HBD-550Ma/ LR5-72HBD-HD-550M/ LR5-72HBD-550Mc/Mc1/ Mc2	LR5-72HBD-555M/ LR5-72HIBD-555M/ LR5-72HBD-555Ma/ LR5-72HBD-HD-555M/ LR5-72HBD-555Mc/Mc1/ Mc2	LR5-72HBD-560M/ LR5-72HIBD-560M/ LR5-72HBD-560Ma/ LR5-72HBD-HD-560M/ LR5-72HBD-560Mc/Mc1/ Mc2	LR5-72HBD-565M/ LR5-72HIBD-565M/ LR5-72HBD-565Ma/ LR5-72HBD-HD-565M/ LR5-72HBD-565Mc/Mc1/ Mc2
	STC						
open-circuit voltage	49.35	49.50	49.65	49.80	49.95	50.1	50.25

(tolerance±3%) [V]:							
voltage at max. power [V]:	41.50	41.65	41.80	41.95	42.10	42.25	43.4
current at max. power [A]:	12.91	12.97	13.04	13.12	13.19	13.26	13.33
short-circuit current (tolerance±3%) [A]:	13.78	13.85	13.92	13.99	14.05	14.1	14.16
max. power (tolerance±3%) [W]:	535	540	545	550	555	560	565
Fuse Rating [A]	30	30	30	30	30	30	30
	BNPI						
open-circuit voltage (tolerance±3%) [V]:	49.35	49.50	49.65	49.80	49.95	50.10	50.25
voltage at max. power [V]:	41.50	41.65	41.80	41.95	42.10	42.25	42.40
current at max. power [A]:	14.12	14.20	14.27	14.36	14.44	14.51	14.59
short-circuit current (tolerance±3%) [A]:	15.08	15.16	15.24	15.31	15.38	15.43	15.50
max. power (tolerance±3%) [W]:	586	591	597	602	607	613	618
Fuse Rating [A]	30	30	30	30	30	30	30
	BSI						
short-circuit current (tolerance±3%) [A]:	16.67	16.76	16.84	16.93	17.00	17.06	17.13
φPmax	70±5%						
φVoc	98±5%						
φIsc	70±5%						

	LR5-66HBD-475M/ LR5-66HIBD-475M	LR5-66HBD-480M/ LR5-66HIBD-480M	LR5-66HBD-485M/ LR5-66HIBD-485M	LR5-66HBD-490M/ LR5-66HIBD-490M	LR5-66HBD-495M/ LR5-66HIBD-495M	LR5-66HBD-500M/ LR5-66HIBD-500M	LR5-66HBD-505M/ LR5-66HIBD-505M
	STC						
open-circuit voltage (tolerance±3%) [V]:	44.80	44.95	45.10	45.25	45.40	45.55	45.70

voltage at max. power [V]:	37.63	37.78	37.93	38.08	38.23	38.38	38.53
current at max. power [A]:	12.63	12.71	12.79	12.87	12.95	13.03	13.11
short-circuit current (tolerance±3%) [A]:	13.51	13.59	13.67	13.74	13.82	13.90	13.97
max. power (tolerance±3%) [W]:	475	480	485	490	495	500	505
Fuse Rating [A]	30	30	30	30	30	30	30
	BNPI						
open-circuit voltage (tolerance±3%) [V]:	44.80	44.95	45.10	45.25	45.40	45.55	45.70
voltage at max. power [V]:	37.63	37.78	37.93	38.08	38.23	38.38	38.53
current at max. power [A]:	13.82	13.91	14.00	14.08	14.17	14.26	14.35
short-circuit current (tolerance±3%) [A]:	14.79	14.87	14.96	15.04	15.13	15.21	15.29
max. power (tolerance±3%) [W]:	520	525	531	536	542	547	553
Fuse Rating [A]	30	30	30	30	30	30	30
	BSI						
short-circuit current (tolerance±3%) [A]:	16.35	16.44	16.54	16.63	16.72	16.82	16.91
φPmax	70±5%						
φVoc	98±5%						
φIsc	70±5%						
	LR5-66HBD-510M/ LR5-66HIBD-510M	LR5-66HBD-515M/ LR5-66HIBD-515M					
	STC						
open-circuit voltage (tolerance±3%) [V]:	45.85	46.01					
voltage at max. power [V]:	38.68	38.84					
current at max. power [A]:	13.19	13.26					

short-circuit current (tolerance±3%) [A]:	14.05	14.12					
max. power (tolerance±3%) [W]:	510	515					
Fuse Rating [A]	30	30					
	BNPI						
open-circuit voltage (tolerance±3%) [V]:	45.85	46.00					
voltage at max. power [V]:	38.68	38.83					
current at max. power [A]:	14.43	14.52					
short-circuit current (tolerance±3%) [A]:	15.37	15.47					
max. power (tolerance±3%) [W]:	558	564					
Fuse Rating [A]	30	30					
	BSI						
short-circuit current (tolerance±3%) [A]:	17.00	17.10					
φPmax	70±5%						
φVoc	98±5%						
φIsc	70±5%						

	LR5-60HBD-435M/ LR5-60HIBD-435M	LR5-60HBD-440M/ LR5-60HIBD-440M	LR5-60HBD-445M/ LR5-60HIBD-445M	LR5-60HBD-450M/ LR5-60HIBD-450M	LR5-60HBD-455M/ LR5-60HIBD-455M	LR5-60HBD-460M/ LR5-60HIBD-460M	LR5-60HBD-465M/ LR5-60HIBD-465M
	STC						
open-circuit voltage (tolerance±3%) [V]:	40.82	40.97	41.12	41.27	41.42	41.62	41.82
voltage at max. power [V]:	34.40	34.55	34.70	34.85	35.00	35.20	35.40
current at max. power [A]:	12.65	12.74	12.83	12.92	13.00	13.07	13.14
short-circuit current (tolerance±3%) [A]:	13.56	13.65	13.74	13.82	13.90	13.98	14.05

max. power (tolerance±3%) [W]:	435	440	445	450	455	460	465
Fuse Rating [A]	30	30	30	30	30	30	30
	BNPI						
open-circuit voltage (tolerance±3%) [V]:	40.82	40.97	41.12	41.27	41.42	41.62	41.82
voltage at max. power [V]:	34.40	34.55	34.70	34.85	35.00	35.20	35.40
current at max. power [A]:	13.84	13.94	14.04	14.14	14.23	14.30	14.38
short-circuit current (tolerance±3%) [A]:	14.84	14.94	15.04	15.13	15.22	15.30	15.38
max. power (tolerance±3%) [W]:	476	482	487	493	498	503	509
Fuse Rating [A]	30	30	30	30	30	30	30
	BSI						
short-circuit current (tolerance±3%) [A]:	16.41	16.51	16.63	16.72	16.82	16.91	17.00
φPmax	70±5%						
φVoc	98±5%						
φIsc	70±5%						
	LR5-60HBD-470M/ LR5-60HIBD-470M						
	STC						
open-circuit voltage (tolerance±3%) [V]:	42.03						
voltage at max. power [V]:	35.61						
current at max. power [A]:	13.2						
short-circuit current (tolerance±3%) [A]:	14.12						
max. power (tolerance±3%) [W]:	470						
Fuse Rating [A]	30						

	BNPI						
open-circuit voltage (tolerance±3%) [V]:	42.03						
voltage at max. power [V]:	35.61						
current at max. power [A]:	14.45						
short-circuit current (tolerance±3%) [A]:	15.45						
max. power (tolerance±3%) [W]:	514						
Fuse Rating [A]	30						
	BSI						
short-circuit current (tolerance±3%) [A]:	17.09						
φPmax	70±5%						
φVoc	98±5%						
φIsc	70±5%						

	LR5-54HBD-390M/ LR5-54HIBD-390M	LR5-54HBD-395M/ LR5-54HIBD-395M	LR5-54HBD-400M/ LR5-54HIBD-400M	LR5-54HBD-405M/ LR5-54HIBD-405M	LR5-54HBD-410M/ LR5-54HIBD-410M	LR5-54HBD-415M/ LR5-54HIBD-415M	LR5-54HBD-420M/ LR5-54HIBD-420M
	STC						
open-circuit voltage (tolerance±3%) [V]:	36.40	36.63	36.87	37.11	37.35	37.59	37.84
voltage at max. power [V]:	30.26	30.49	30.73	30.97	31.21	31.45	31.7
current at max. power [A]:	12.89	12.96	13.02	13.08	13.14	13.2	13.25
short-circuit current (tolerance±3%) [A]:	13.65	13.72	13.79	13.87	13.94	14	14.07
max. power (tolerance±3%) [W]:	390	395	400	405	410	415	420
Fuse Rating [A]	30	30	30	30	30	30	30
	BNPI						

open-circuit voltage (tolerance±3%) [V]:	36.50	36.65	36.80	36.95	37.10	37.31	37.52
voltage at max. power [V]:	30.80	30.95	31.10	31.25	31.40	31.59	31.78
current at max. power [A]:	13.86	13.97	14.09	14.18	14.29	14.38	14.46
short-circuit current (tolerance±3%) [A]:	14.72	14.83	14.95	15.04	15.15	15.24	15.33
max. power (tolerance±3%) [W]:	427	432	438	443	449	454	460
Fuse Rating [A]	30	30	30	30	30	30	30
	BSI						
short-circuit current (tolerance±3%) [A]:	16.27	16.39	16.52	16.63	16.75	16.85	16.95
φPmax	70±5%						
φVoc	98±5%						
φIsc	70±5%						
	LR5-54HBD-425M/ LR5-54HIBD-425M						
	STC						
open-circuit voltage (tolerance±3%) [V]:	38.09						
voltage at max. power [V]:	31.95						
current at max. power [A]:	13.31						
short-circuit current (tolerance±3%) [A]:	14.14						
max. power (tolerance±3%) [W]:	425						
Fuse Rating [A]	30						
	BNPI						
open-circuit voltage (tolerance±3%) [V]:	37.73						

voltage at max. power [V]:	31.98						
current at max. power [A]:	14.55						
short-circuit current (tolerance±3%) [A]:	15.42						
max. power (tolerance±3%) [W]:	465						
Fuse Rating [A]	30						
	BSI						
short-circuit current (tolerance±3%) [A]:	17.05						
φPmax	70±5%						
φVoc	98±5%						
φIsc	70±5%						

	LR5-54HABD-395M	LR5-54HABD-400M	LR5-54HABD-405M	LR5-54HABD-410M	LR5-54HABD-415M	LR5-54HABD-420M	
	STC						
open-circuit voltage (tolerance±3%) [V]:	36.63	36.87	37.11	37.35	37.59	37.84	
voltage at max. power [V]:	30.49	30.73	30.97	31.21	31.45	31.70	
current at max. power [A]:	12.96	13.02	13.08	13.14	13.20	13.25	
short-circuit current (tolerance±3%) [A]:	13.72	13.79	13.87	13.94	14.00	14.07	
max. power (tolerance±3%) [W]:	395	400	405	410	415	420	
Fuse Rating [A]	30	30	30	30	30	30	
	BNPI						
open-circuit voltage (tolerance±3%) [V]:	36.63	36.87	37.11	37.35	37.59	37.84	
voltage at max. power [V]:	30.49	30.73	30.97	31.21	31.45	31.70	
current at max. power [A]:	14.18	14.25	14.31	14.38	14.44	14.50	

short-circuit current (tolerance±3%) [A]:	15.02	15.09	15.18	15.26	15.32	15.40	
max. power (tolerance±3%) [W]:	432	438	443	449	454	460	
Fuse Rating [A]	30	30	30	30	30	30	
	BSI						
short-circuit current (tolerance±3%) [A]:	16.60	16.69	16.78	16.87	16.94	17.02	
φPmax	70±5%						
φVoc	98±5%						
φIsc	70±5%						

	LR5-78HBD-570M	LR5-78HBD-575M	LR5-78HBD-580M	LR5-78HBD-585M	LR5-78HBD-590M	LR5-78HBD-595M	LR5-78HBD-600M
	STC						
open-circuit voltage (tolerance±3%) [V]:	53.15	53.30	53.45	53.60	53.75	53.90	54.05
voltage at max. power [V]:	44.65	44.80	44.95	45.10	45.25	45.39	45.53
current at max. power [A]:	12.77	12.84	12.91	12.98	13.04	13.11	13.18
short-circuit current (tolerance±3%) [A]:	13.65	13.72	13.78	13.84	13.89	13.96	14.03
max. power (tolerance±3%) [W]:	570	575	580	585	590	595	600
Fuse Rating [A]	30	30	30	30	30	30	30
	BNPI						
open-circuit voltage (tolerance±3%) [V]:	53.15	53.30	53.45	53.60	53.75	53.90	54.05
voltage at max. power [V]:	44.65	44.80	44.95	45.10	45.25	45.39	45.53
current at max. power [A]:	13.97	14.05	14.12	14.20	14.27	14.35	14.42
short-circuit current (tolerance±3%) [A]:	14.94	15.02	15.08	15.15	15.21	15.28	15.36

max. power (tolerance±3%) [W]:	624	629	635	640	646	651	657
Fuse Rating [A]	30	30	30	30	30	30	30
	BSI						
short-circuit current (tolerance±3%) [A]:	16.52	16.60	16.67	16.74	16.81	16.90	16.98
φPmax	70±5%						
φVoc	98±5%						
φIsc	70±5%						
	LR5-78HBD-605M						
	STC						
open-circuit voltage (tolerance±3%) [V]:	54.20						
voltage at max. power [V]:	45.68						
current at max. power [A]:	13.24						
short-circuit current (tolerance±3%) [A]:	14.09						
max. power (tolerance±3%) [W]:	605						
Fuse Rating [A]	30						
	BNPI						
open-circuit voltage (tolerance±3%) [V]:	54.20						
voltage at max. power [V]:	45.67						
current at max. power [A]:	14.50						
short-circuit current (tolerance±3%) [A]:	15.43						
max. power (tolerance±3%) [W]:	662						
Fuse Rating [A]	30						

	BSI						
short-circuit current (tolerance±3%) [A]:	17.05						
φPmax	70±5%						
φVoc	98±5%						
φIsc	70±5%						

	LR5-54HABB-395M/ LR5-54HIBB-395M	LR5-54HABB-400M/ LR5-54HIBB-400M	LR5-54HABB-405M/ LR5-54HIBB-405M	LR5-54HABB-410M/ LR5-54HIBB-410M	LR5-54HABB-415M/ LR5-54HIBB-415M		
	STC						
open-circuit voltage (tolerance±3%) [V]:	36.81	37.05	37.29	37.53	37.77		
voltage at max. power [V]:	30.7	30.94	31.18	31.42	31.66		
current at max. power [A]:	12.87	12.93	12.99	13.05	13.11		
short-circuit current (tolerance±3%) [A]:	13.65	13.72	13.79	13.87	13.94		
max. power (tolerance±3%) [W]:	395	400	405	410	415		
Fuse Rating [A]	30	30	30	30	30		
	BNPI						
open-circuit voltage (tolerance±3%) [V]:	36.81	37.05	37.29	37.53	37.77		
voltage at max. power [V]:	30.70	30.94	31.18	31.42	31.66		
current at max. power [A]:	14.08	14.15	14.22	14.28	14.35		
short-circuit current (tolerance±3%) [A]:	14.93	15.02	15.10	15.18	15.26		
max. power (tolerance±3%) [W]:	432	438	443	449	454		
Fuse Rating [A]	30	30	30	30	30		
	BSI						

short-circuit current (tolerance±3%) [A]:	16.51	16.60	16.69	16.78	16.87		
φPmax	70±5%						
φVoc	98±5%						
φIsc	70±5%						

	LR5-72HGD-540M/ LR5-72HGD-540Mc	LR5-72HGD-545M/ LR5-72HGD-545Mc	LR5-72HGD-550M/ LR5-72HGD-550Mc	LR5-72HGD-555M/ LR5-72HGD-555Mc	LR5-72HGD-560M/ LR5-72HGD-560Mc	LR5-72HGD-565M/ LR5-72HGD-565Mc	LR5-72HGD-570M/ LR5-72HGD-570Mc
	STC						
open-circuit voltage (tolerance±5%) [V]:	50.62	50.71	50.80	50.89	50.99	51.09	51.19
voltage at max. power [V]:	42.46	42.55	42.64	42.73	42.82	42.91	43.00
current at max. power [A]:	12.72	12.81	12.90	12.99	13.08	13.17	13.26
short-circuit current (tolerance±5%) [A]:	13.55	13.64	13.73	13.81	13.89	13.97	14.05
max. power (tolerance±3%) [W]:	540	545	550	555	560	565	570
Fuse Rating [A]	30	30	30	30	30	30	30
	BNPI						
open-circuit voltage (tolerance±5%) [V]:	50.62	50.71	50.80	50.89	50.99	51.09	51.19
voltage at max. power [V]:	42.46	42.55	42.64	42.73	42.82	42.91	43.00
current at max. power [A]:	14.09	14.19	14.29	14.39	14.49	14.59	14.69
short-circuit current (tolerance±5%) [A]:	15.01	15.12	15.21	15.30	15.39	15.48	15.57
max. power (tolerance±3%) [W]:	598	604	609	615	620	626	632
Fuse Rating [A]	30	30	30	30	30	30	30
	BSI						
short-circuit current	16.80	16.92	17.02	17.12	17.22	17.33	17.43

(tolerance±5%) [A]:							
φPmax	80±5%						
φVoc	98±5%						
φIsc	80±5%						
	LR5-72HGD-575M/ LR5-72HGD-575Mc	LR5-72HGD-580M/ LR5-72HGD-580Mc	LR5-72HGD-585M/ LR5-72HGD-585Mc	LR5-72HGD-590M/ LR5-72HGD-590M	LR5-72HGD-595M/ LR5-72HGD-595M		
	STC						
open-circuit voltage (tolerance±5%) [V]:	51.30	51.41	51.52	51.63	51.74		
voltage at max. power [V]:	43.11	43.22	43.33	43.44	43.55		
current at max. power [A]:	13.34	13.42	13.51	13.59	13.67		
short-circuit current (tolerance±5%) [A]:	14.14	14.22	14.30	14.38	14.46		
max. power (tolerance±3%) [W]:	575	580	585	590	595		
Fuse Rating [A]	30	30	30	30	30		
	BNPI						
open-circuit voltage (tolerance±5%) [V]:	51.30	51.41	51.52	51.63	51.74		
voltage at max. power [V]:	43.11	43.22	43.33	43.44	43.55		
current at max. power [A]:	14.78	14.87	14.97	15.06	15.15		
short-circuit current (tolerance±5%) [A]:	15.66	15.75	15.84	15.93	16.02		
max. power (tolerance±3%) [W]:	637	643	648	654	659		
Fuse Rating [A]	30	30	30	30	30		
	BSI						
short-circuit current (tolerance±5%) [A]:	17.53	17.63	17.73	17.83	17.93		

φPmax	80±5%		
φVoc	98±5%		
φIsc	80±5%		

	LR7-72HGD-565M	LR7-72HGD-570M	LR7-72HGD-575M	LR7-72HGD-580M	LR7-72HGD-585M	LR7-72HGD-590M	LR7-72HGD-595M
	STC						
open-circuit voltage (tolerance±5%) [V]:	51.57	51.68	51.79	51.90	52.01	52.12	52.23
voltage at max. power [V]:	43.13	43.24	43.35	43.46	43.57	43.68	43.79
current at max. power [A]:	13.1	13.19	13.27	13.35	13.43	13.51	13.59
short-circuit current (tolerance±5%) [A]:	13.97	14.06	14.14	14.21	14.29	14.37	14.45
max. power (tolerance±3%) [W]:	565	570	575	580	585	590	595
Fuse Rating [A]	30	30	30	30	30	30	30
	BNPI						
open-circuit voltage (tolerance±5%) [V]:	51.57	51.68	51.79	51.90	52.01	52.12	52.23
voltage at max. power [V]:	43.13	43.24	43.35	43.46	43.57	43.68	43.79
current at max. power [A]:	14.51	14.61	14.70	14.79	14.88	14.97	15.06
short-circuit current (tolerance±5%) [A]:	15.48	15.58	15.67	15.75	15.84	15.92	16.01
max. power (tolerance±3%) [W]:	626	632	637	643	648	654	659
Fuse Rating [A]	30	30	30	30	30	30	30
	BSI						
short-circuit current (tolerance±5%) [A]:	17.32	17.43	17.53	17.62	17.72	17.82	17.92
φPmax	80±5%						
φVoc	98±5%						

φIsc	80±5%						
	LR7-72HGD-600M	LR7-72HGD-605M	LR7-72HGD-610M	LR7-72HGD-615M	LR7-72HGD-620M	LR7-72HGD-625M	LR7-72HGD-630M
	STC						
open-circuit voltage (tolerance±5%) [V]:	52.34	52.44	52.55	52.66	52.77	52.88	52.99
voltage at max. power [V]:	43.90	44.00	44.11	44.22	44.33	44.44	44.55
current at max. power [A]:	13.67	13.75	13.83	13.91	13.99	14.07	14,15
short-circuit current (tolerance±5%) [A]:	14.53	14.61	14.69	14.77	14.85	14.93	15.01
max. power (tolerance±3%) [W]:	600	605	610	615	620	625	630
Fuse Rating [A]	30	30	30	30	30	30	30
	BNPI						
open-circuit voltage (tolerance±5%) [V]:	52.34	52.44	52.55	52.66	52.77	52.88	52.99
voltage at max. power [V]:	43.90	44.00	44.11	44.22	44.33	44.44	44.55
current at max. power [A]:	15.14	15.24	15.32	15.41	15.50	15.59	15.68
short-circuit current (tolerance±5%) [A]:	16.10	16.19	16.28	16.36	16.45	16.54	16.63
max. power (tolerance±3%) [W]:	665	670	676	681	687	693	698
Fuse Rating [A]	30	30	30	30	30	30	30
	BSI						
short-circuit current (tolerance±5%) [A]:	18.02	18.12	18.22	18.31	18.41	18.51	18.61
φPmax	80±5%						
φVoc	98±5%						
φIsc	80±5%						
	LR7-72HGD-635M						

	STC						
open-circuit voltage (tolerance±5%) [V]:	53.10						
voltage at max. power [V]:	44.66						
current at max. power [A]:	14.22						
short-circuit current (tolerance±5%) [A]:	15.08						
max. power (tolerance±3%) [W]:	635						
Fuse Rating [A]	30						
	BNPI						
open-circuit voltage (tolerance±5%) [V]:	53.10						
voltage at max. power [V]:	44.66						
current at max. power [A]:	15.75						
short-circuit current (tolerance±5%) [A]:	16.71						
max. power (tolerance±3%) [W]:	704						
Fuse Rating [A]	30						
	BSI						
short-circuit current (tolerance±5%) [A]:	18.70						
φPmax	80±5%						
φVoc	98±5%						
φIsc	80±5%						

	LR5-72HJD-575M	LR5-72HJD-580M	LR5-72HJD-585M	LR5-72HJD-590M	LR5-72HJD-595M		
	STC						
open-circuit voltage	53.79	53.89	53.99	54.09	54.19		

(tolerance±5%) [V]:							
voltage at max. power [V]:	46.12	46.22	46.32	46.42	46.52		
current at max. power [A]:	12.47	12.55	12.63	12.72	12.80		
short-circuit current (tolerance±5%) [A]:	13.11	13.19	13.27	13.34	13.42		
max. power (tolerance±3%) [W]:	575	580	585	590	595		
Fuse Rating [A]	30	30	30	30	30		
	BNPI						
open-circuit voltage (tolerance±5%) [V]:	53.79	53.89	53.99	54.09	54.19		
voltage at max. power [V]:	46.12	46.22	46.32	46.42	46.52		
current at max. power [A]:	13.90	13.99	14.08	14.18	14.27		
short-circuit current (tolerance±5%) [A]:	14.62	14.70	14.79	14.88	14.96		
max. power (tolerance±3%) [W]:	641	647	652	658	663		
Fuse Rating [A]	30	30	30	30	30		
	BSI						
short-circuit current (tolerance±5%) [A]:	16.45	16.55	16.65	16.75	16.84		
φPmax	85±5%						
φVoc	98±5%						
φIsc	85±5%						

	LR5-72HTD-550M/ LR5-72HTDR-550M	LR5-72HTD-555M/ LR5-72HTDR-555M	LR5-72HTD-560M/ LR5-72HTDR-560M	LR5-72HTD-565M/ LR5-72HTDR-565M	LR5-72HTD-570M/ LR5-72HTDR-570M	LR5-72HTD-575M/ LR5-72HTDR-575M	LR5-72HTD-580M/ LR5-72HTDR-580M
	STC						
open-circuit voltage (tolerance±5%) [V]:	51.40	51.55	51.70	51.85	52.00	52.15	52.30

voltage at max. power [V]:	42.95	43.10	43.25	43.40	43.55	43.70	43.85
current at max. power [A]:	12.82	12.88	12.95	13.02	13.09	13.16	13.23
short-circuit current (tolerance±5%) [A]:	13.74	13.80	13.87	13.93	14.00	14.06	14.13
max. power (tolerance±3%) [W]:	550	555	560	565	570	575	580
Fuse Rating [A]	30	30	30	30	30	30	30
	BNPI						
open-circuit voltage (tolerance±5%) [V]:	51.40	51.55	51.70	51.85	52.00	52.15	52.30
voltage at max. power [V]:	42.95	43.10	43.25	43.40	43.55	43.70	43.85
current at max. power [A]:	13.86	13.92	14.00	14.07	14.15	14.23	14.30
short-circuit current (tolerance±5%) [A]:	14.85	14.92	14.99	15.06	15.13	15.20	15.27
max. power (tolerance±3%) [W]:	595	600	605	611	616	622	627
Fuse Rating [A]	30	30	30	30	30	30	30
	BSI						
short-circuit current (tolerance±5%) [A]:	16.21	16.28	16.37	16.44	16.52	16.59	16.67
φPmax	60±5%						
φVoc	98±5%						
φIsc	60±5%						
	LR5-72HTD-585M/ LR5-72HTDR-585M	LR5-72HTD-590M/ LR5-72HTDR-590M	LR5-72HTD-595M/ LR5-72HTDR-595M	LR5-72HTD-600M/ LR5-72HTDR-600M			
	STC						
open-circuit voltage (tolerance±5%) [V]:	52.45	52.60	52.75	52.9			
voltage at max. power [V]:	44.00	44.15	44.3	44.45			
current at max. power [A]:	13.30	13.37	13.44	13.50			

short-circuit current (tolerance±5%) [A]:	14.19	14.26	14.32	14.39			
max. power (tolerance±3%) [W]:	585	590	595	600			
Fuse Rating [A]	30	30	30	30			
	BNPI						
open-circuit voltage (tolerance±5%) [V]:	52.45	52.60	52.75	52.9			
voltage at max. power [V]:	44.00	44.15	44.3	44.45			
current at max. power [A]:	14.38	14.45	14.53	14.59			
short-circuit current (tolerance±5%) [A]:	15.34	15.42	15.48	15.56			
max. power (tolerance±3%) [W]:	632	638	643	649			
Fuse Rating [A]	30	30	30	30			
	BSI						
short-circuit current (tolerance±5%) [A]:	16.74	16.83	16.90	16.98			
φPmax	60±5%						
φVoc	98±5%						
φIsc	60±5%						

	LR5-54HTD-415M	LR5-54HTD-420M	LR5-54HTD-425M	LR5-54HTD-430M	LR5-54HTD-435M	LR5-54HTD-440M	LR5-54HTD-445M
	STC						
open-circuit voltage (tolerance±5%) [V]:	39.02	39.22	39.42	39.62	39.82	40.02	40.22
voltage at max. power [V]:	32.30	32.50	32.70	32.90	33.10	33.31	33.51
current at max. power [A]:	12.85	12.93	13.00	13.07	13.15	13.21	13.28
short-circuit current (tolerance±5%) [A]:	13.63	13.71	13.79	13.86	13.95	14.02	14.09

max. power (tolerance±3%) [W]:	415	420	425	430	435	440	445
Fuse Rating [A]	30	30	30	30	30	30	30
	BNPI						
open-circuit voltage (tolerance±5%) [V]:	39.02	39.22	39.42	39.62	39.82	40.02	40.22
voltage at max. power [V]:	32.30	32.50	32.70	32.90	33.10	33.31	33.51
current at max. power [A]:	13.91	13.98	14.05	14.14	14.22	14.30	14.36
short-circuit current (tolerance±5%) [A]:	14.73	14.82	14.91	14.98	15.08	15.16	15.23
max. power (tolerance±3%) [W]:	449	454	459	465	470	476	481
Fuse Rating [A]	30	30	30	30	30	30	30
	BSI						
short-circuit current (tolerance±5%) [A]:	16.08	16.18	16.27	16.35	16.46	16.54	16.63
φPmax	60±5%						
φVoc	98±5%						
φIsc	60±5%						
	LR5-54HTD-450M						
	STC						
open-circuit voltage (tolerance±5%) [V]:	40.42						
voltage at max. power [V]:	33.71						
current at max. power [A]:	13.35						
short-circuit current (tolerance±5%) [A]:	14.17						
max. power (tolerance±3%) [W]:	450						
Fuse Rating [A]	30						

	BNPI						
open-circuit voltage (tolerance±5%) [V]:	40.42						
voltage at max. power [V]:	33.71						
current at max. power [A]:	14.43						
short-circuit current (tolerance±5%) [A]:	15.32						
max. power (tolerance±3%) [W]:	486						
Fuse Rating [A]	30						
	BSI						
short-circuit current (tolerance±5%) [A]:	16.72						
φPmax	60±5%						
φVoc	98±5%						
φIsc	60±5%						

	LR8-66HGD-595M	LR8-66HGD-600M	LR8-66HGD-605M	LR8-66HGD-610M	LR8-66HGD-615M	LR8-66HGD-620M	LR8-66HGD-625M
	STC						
open-circuit voltage (tolerance±5%) [V]:	47.78	47.98	48.18	48.38	48.58	48.78	48.98
voltage at max. power [V]:	39.91	40.11	40.31	40.51	40.71	40.91	41.11
current at max. power [A]:	14.91	14.96	15.01	15.06	15.11	15.16	15.21
short-circuit current (tolerance±5%) [A]:	15.80	15.85	15.90	15.95	16.00	16.05	16.10
max. power (tolerance±3%) [W]:	595	600	605	610	615	620	625
Fuse Rating [A]	35	35	35	35	35	35	35
	BNPI						
open-circuit voltage	47.78	47.98	48.18	48.38	48.58	48.78	48.98

(tolerance±5%) [V]:							
voltage at max. power [V]:	39.91	40.11	40.31	40.51	40.71	40.91	41.11
current at max. power [A]:	16.52	16.58	16.63	16.69	16.74	16.80	16.85
short-circuit current (tolerance±5%) [A]:	17.51	17.56	17.62	17.67	17.73	17.78	17.84
max. power (tolerance±3%) [W]:	659	665	670	676	681	687	693
Fuse Rating [A]	35	35	35	35	35	35	35
	BSI						
short-circuit current (tolerance±5%) [A]:	19.59	19.65	19.72	19.78	19.84	19.90	19.96
φPmax	80±5%						
φVoc	98±5%						
φIsc	80±5%						
	LR8-66HGD-630M	LR8-66HGD-635M	LR8-66HGD-640M	LR8-66HGD-645M			
	STC						
open-circuit voltage (tolerance±5%) [V]:	49.18	49.38	49.58	49.78			
voltage at max. power [V]:	41.31	41.51	41.71	41.91			
current at max. power [A]:	15.26	15.31	15.35	15.40			
short-circuit current (tolerance±5%) [A]:	16.15	16.22	16.28	16.34			
max. power (tolerance±3%) [W]:	630	635	640	645			
Fuse Rating [A]	35	35	35	35			
	BNPI						
open-circuit voltage (tolerance±5%) [V]:	49.18	49.38	49.58	49.78			
voltage at max. power [V]:	41.31	41.51	41.71	41.91			

current at max. power [A]:	16.91	16.96	17.01	17.06			
short-circuit current (tolerance±5%) [A]:	17.89	17.97	18.04	18.10			
max. power (tolerance±3%) [W]:	698	704	709	715			
Fuse Rating [A]	35	35	35	35			
	BSI						
short-circuit current (tolerance±5%) [A]:	20.03	20.11	20.19	20.26			
φPmax	80±5%						
φVoc	98±5%						
φIsc	80±5%						

	LR8-48HGD-430M	LR8-48HGD-435M	LR8-48HGD-440M	LR8-48HGD-445M	LR8-48HGD-450M	LR8-48HGD-455M	LR8-48HGD-460M
	STC						
open-circuit voltage (tolerance±5%) [V]:	34.77	34.91	35.05	35.19	35.33	35.47	35.61
voltage at max. power [V]:	29.06	29.20	29.34	29.48	29.62	29.76	29.90
current at max. power [A]:	14.80	14.90	15.00	15.10	15.20	15.30	15.38
short-circuit current (tolerance±5%) [A]:	15.71	15.81	15.91	16.01	16.12	16.22	16.32
max. power (tolerance±3%) [W]:	430	435	440	445	450	455	460
Fuse Rating [A]	35	35	35	35	35	35	35
	BNPI						
open-circuit voltage (tolerance±5%) [V]:	34.77	34.91	35.05	35.19	35.33	35.47	35.61
voltage at max. power [V]:	29.06	29.20	29.34	29.48	29.62	29.76	29.90
current at max. power [A]:	16.40	16.51	16.62	16.73	16.83	16.94	17.05
short-circuit current	17.41	17.51	17.63	17.74	17.86	17.97	18.08

(tolerance±5%) [A]:							
max. power (tolerance±3%) [W]:	476	482	488	493	499	504	510
Fuse Rating [A]	35	35	35	35	35	35	35
	BSI						
short-circuit current (tolerance±5%) [A]:	19.48	19.60	19.73	19.86	19.99	20.11	20.24
φPmax	80±5%						
φVoc	98±5%						
φIsc	80±5%						
	LR8-48HGD-465M						
	STC						
open-circuit voltage (tolerance±5%) [V]:	35.75						
voltage at max. power [V]:	30.04						
current at max. power [A]:	15.48						
short-circuit current (tolerance±5%) [A]:	16.43						
max. power (tolerance±3%) [W]:	465						
Fuse Rating [A]	35						
	BNPI						
open-circuit voltage (tolerance±5%) [V]:	35.75						
voltage at max. power [V]:	30.04						
current at max. power [A]:	17.15						
short-circuit current (tolerance±5%) [A]:	18.20						
max. power (tolerance±3%) [W]:	515						

Fuse Rating [A]	35						
	BSI						
short-circuit current (tolerance±5%) [A]:	20.37						
φPmax	80±5%						
φVoc	98±5%						
φIsc	80±5%						

	LGi7-72HTD-585M	LGi7-72HTD-590M	LGi7-72HTD-595M	LGi7-72HTD-600M	LGi7-72HTD-605M	LGi7-72HTD-610M	LGi7-72HTD-615M
open-circuit voltage (tolerance±5%) [V]:	52.06	52.21	52.36	52.51	52.66	52.81	52.96
voltage at max. power [V]:	43.75	43.90	44.05	44.19	44.33	44.48	44.63
current at max. power [A]:	13.38	13.44	13.51	13.58	13.65	13.72	13.78
short-circuit current (tolerance±5%) [A]:	14.37	14.43	14.49	14.55	14.62	14.69	14.75
max. power (tolerance±3%) [W]:	585	590	595	600	605	610	615
Fuse Rating [A]	30	30	30	30	30	30	30
	LGi7-72HTD-620M	LGi7-72HTD-625M					
open-circuit voltage (tolerance±5%) [V]:	53.11	53.26					
voltage at max. power [V]:	44.78	44.93					
current at max. power [A]:	13.85	13.92					
short-circuit current (tolerance±5%) [A]:	14.82	14.90					
max. power (tolerance±3%) [W]:	620	625					
Fuse Rating [A]	30	30					

	LR7-72HTDR-585M	LR7-72HTDR-590M	LR7-72HTDR-595M	LR7-72HTDR-600M	LR7-72HTDR-605M	LR7-72HTDR-610M	LR7-72HTDR-615M

	STC						
open-circuit voltage (tolerance±5%) [V]:	52.06	52.21	52.36	52.51	52.66	52.81	52.96
voltage at max. power [V]:	43.75	43.90	44.05	44.19	44.33	44.48	44.63
current at max. power [A]:	13.38	13.44	13.51	13.58	13.65	13.72	13.78
short-circuit current (tolerance±5%) [A]:	14.37	14.43	14.49	14.55	14.62	14.69	14.75
max. power (tolerance±3%) [W]:	585	590	595	600	605	610	615
Fuse Rating [A]	30	30	30	30	30	30	30
	BNPI						
open-circuit voltage (tolerance±5%) [V]:	52.06	52.21	52.36	52.51	52.66	52.81	52.96
voltage at max. power [V]:	43.75	43.90	44.05	44.19	44.33	44.48	44.63
current at max. power [A]:	14.41	14.53	14.60	14.68	14.76	14.83	14.90
short-circuit current (tolerance±5%) [A]:	15.53	15.60	15.66	15.73	15.80	15.88	15.95
max. power (tolerance±3%) [W]:	632	638	643	649	654	659	665
Fuse Rating [A]	30	30	30	30	30	30	30
	BSI						
short-circuit current (tolerance±5%) [A]:	16.96	17.03	17.10	17.17	17.25	17.33	17.41
φPmax	60±5%						
φVoc	98±5%						
φIsc	60±5%						
	LR7-72HTDR-620M	LR7-72HTDR-625M	LR7-72HTDR-630M	LR7-72HTDR-635M	LR7-72HTDR-640M	LR7-72HTDR-645M	LR7-72HTDR-650M
	STC						
open-circuit voltage (tolerance±5%) [V]:	53.11	53.26	53.41	53.56	53.71	53.86	54.01

voltage at max. power [V]:	44.78	44.93	45.08	45.23	45.38	45.53	45.68
current at max. power [A]:	13.85	13.92	13.98	14.04	14.10	14.17	14.23
short-circuit current (tolerance±5%) [A]:	14.82	14.90	14.96	15.03	15.10	15.16	15.23
max. power (tolerance±3%) [W]:	620	625	630	635	640	645	650
Fuse Rating [A]	30	30	30	30	30	30	30
	BNPI						
open-circuit voltage (tolerance±5%) [V]:	53.11	53.26	53.41	53.56	53.71	53.86	54.01
voltage at max. power [V]:	44.78	44.93	45.08	45.23	45.38	45.53	45.68
current at max. power [A]:	14.97	15.05	15.11	15.18	15.25	15.31	15.38
short-circuit current (tolerance±5%) [A]:	16.02	16.11	16.17	16.25	16.32	16.39	16.47
max. power (tolerance±3%) [W]:	670	676	681	686	692	697	703
Fuse Rating [A]	30	30	30	30	30	30	30
	BSI						
short-circuit current (tolerance±5%) [A]:	17.49	17.58	17.65	17.73	17.81	17.89	17.97
φPmax	60±5%						
φVoc	98±5%						
φIsc	60±5%						
	LR7-72HTDR-655M						
	STC						
open-circuit voltage (tolerance±5%) [V]:	54.16						
voltage at max. power [V]:	45.83						
current at max. power [A]:	14.29						

short-circuit current (tolerance±5%) [A]:	15.30						
max. power (tolerance±3%) [W]:	655						
Fuse Rating [A]	30						
	BNPI						
open-circuit voltage (tolerance±5%) [V]:	54.16						
voltage at max. power [V]:	45.83						
current at max. power [A]:	15.45						
short-circuit current (tolerance±5%) [A]:	16.54						
max. power (tolerance±3%) [W]:	708						
Fuse Rating [A]	30						
	BSI						
short-circuit current (tolerance±5%) [A]:	18.05						
φPmax	60±5%						
φVoc	98±5%						
φIsc	60±5%						

	LR7-66HTDR-535M	LR7-66HTDR-540M	LR7-66HTDR-545M	LR7-66HTDR-550M	LR7-66HTDR-555M	LR7-66HTDR-560M	LR7-66HTDR-565M
	STC						
open-circuit voltage (tolerance±5%) [V]:	47.67	47.82	47.97	48.12	48.27	48.41	48.55
voltage at max. power [V]:	40.12	40.25	40.38	40.51	40.64	40.78	40.92
current at max. power [A]:	13.34	13.42	13.50	13.58	13.66	13.74	13.81
short-circuit current (tolerance±5%) [A]:	14.33	14.40	14.49	14.56	14.63	14.70	14.78

max. power (tolerance±3%) [W]:	535	540	545	550	555	560	565
Fuse Rating [A]	30	30	30	30	30	30	30
	BNPI						
open-circuit voltage (tolerance±5%) [V]:	47.67	47.82	47.97	48.12	48.27	48.41	48.55
voltage at max. power [V]:	40.12	40.25	40.38	40.51	40.64	40.78	40.92
current at max. power [A]:	14.42	14.51	14.60	14.68	14.77	14.85	14.93
short-circuit current (tolerance±5%) [A]:	15.49	15.57	15.66	15.74	15.82	15.90	15.98
max. power (tolerance±3%) [W]:	578	584	589	595	600	605	611
Fuse Rating [A]	30	30	30	30	30	30	30
	BSI						
short-circuit current (tolerance±5%) [A]:	16.91	16.99	17.10	17.18	17.26	17.35	17.44
φPmax	60±5%						
φVoc	98±5%						
φIsc	60±5%						
	LR7-66HTDR-570M	LR7-66HTDR-575M					
	STC						
open-circuit voltage (tolerance±5%) [V]:	48.69	48.83					
voltage at max. power [V]:	41.06	41.20					
current at max. power [A]:	13.89	13.96					
short-circuit current (tolerance±5%) [A]:	14.86	14.93					
max. power (tolerance±3%) [W]:	570	575					
Fuse Rating [A]	30	30					

	BNPI						
open-circuit voltage (tolerance±5%) [V]:	48.69	48.83					
voltage at max. power [V]:	41.06	41.20					
current at max. power [A]:	15.01	15.09					
short-circuit current (tolerance±5%) [A]:	16.06	16.14					
max. power (tolerance±3%) [W]:	616	622					
Fuse Rating [A]	30	30					
	BSI						
short-circuit current (tolerance±5%) [A]:	17.53	17.62					
φPmax	60±5%						
φVoc	98±5%						
φIsc	60±5%						

	LR7-60HTDR-485M	LR7-60HTDR-490M	LR7-60HTDR-495M	LR7-60HTDR-500M	LR7-60HTDR-505M	LR7-60HTDR-510M	LR7-60HTDR-515M
	STC						
open-circuit voltage (tolerance±5%) [V]:	43.28	43.43	43.58	43.73	43.88	44.03	44.18
voltage at max. power [V]:	36.34	36.49	36.64	36.79	36.94	37.09	37.24
current at max. power [A]:	13.35	13.43	13.51	13.60	13.68	13.76	13.83
short-circuit current (tolerance±5%) [A]:	14.35	14.42	14.50	14.58	14.65	14.71	14.78
max. power (tolerance±3%) [W]:	485	490	495	500	505	510	515
Fuse Rating [A]	30	30	30	30	30	30	30
	BNPI						
open-circuit voltage	43.28	43.43	43.58	43.73	43.88	44.03	44.18

(tolerance±5%) [V]:							
voltage at max. power [V]:	36.34	36.49	36.64	36.79	36.94	37.09	37.24
current at max. power [A]:	14.43	14.52	14.60	14.70	14.79	14.87	14.95
short-circuit current (tolerance±5%) [A]:	15.51	15.59	15.67	15.76	15.84	15.90	15.98
max. power (tolerance±3%) [W]:	524	530	535	541	546	551	557
Fuse Rating [A]	30	30	30	30	30	30	30
	BSI						
short-circuit current (tolerance±5%) [A]:	16.93	17.02	17.11	17.20	17.29	17.36	17.44
φPmax	60±5%						
φVoc	98±5%						
φIsc	60±5%						
	LR7-60HTDR-520M	LR7-60HTDR-525M					
	STC						
open-circuit voltage (tolerance±5%) [V]:	44.33	44.48					
voltage at max. power [V]:	37.39	37.54					
current at max. power [A]:	13.91	13.99					
short-circuit current (tolerance±5%) [A]:	14.85	14.92					
max. power (tolerance±3%) [W]:	520	525					
Fuse Rating [A]	30	30					
	BNPI						
open-circuit voltage (tolerance±5%) [V]:	44.33	44.48					
voltage at max. power [V]:	37.39	37.54					

current at max. power [A]:	15.03	15.12					
short-circuit current (tolerance±5%) [A]:	16.05	16.12					
max. power (tolerance±3%) [W]:	562	568					
Fuse Rating [A]	30	30					
	BSI						
short-circuit current (tolerance±5%) [A]:	17.52	17.61					
φPmax	60±5%						
φVoc	98±5%						
φIsc	60±5%						

	LR7-54HTDR-435M	LR7-54HTDR-440M	LR7-54HTDR-445M	LR7-54HTDR-450M	LR7-54HTDR-455M	LR7-54HTDR-460M	LR7-54HTDR-465M
	STC						
open-circuit voltage (tolerance±5%) [V]:	38.90	39.05	39.20	39.35	39.50	39.65	39.80
voltage at max. power [V]:	32.65	32.80	32.95	33.10	33.25	33.40	33.55
current at max. power [A]:	13.33	13.42	13.51	13.60	13.69	13.78	13.86
short-circuit current (tolerance±5%) [A]:	14.37	14.44	14.51	14.59	14.66	14.72	14.79
max. power (tolerance±3%) [W]:	435	440	445	450	455	460	465
Fuse Rating [A]	30	30	30	30	30	30	30
	BNPI						
open-circuit voltage (tolerance±5%) [V]:	38.90	39.05	39.20	39.35	39.50	39.65	39.80
voltage at max. power [V]:	32.65	32.80	32.95	33.10	33.25	33.40	33.55
current at max. power [A]:	14.40	14.50	14.60	14.70	14.80	14.89	14.98
short-circuit current	15.54	15.61	15.69	15.77	15.85	15.91	15.99

(tolerance±5%) [A]:							
max. power (tolerance±3%) [W]:	470	476	481	486	492	497	503
Fuse Rating [A]	30	30	30	30	30	30	30
	BSI						
short-circuit current (tolerance±5%) [A]:	16.96	17.04	17.12	17.22	17.30	17.37	17.45
φPmax	60±5%						
φVoc	98±5%						
φIsc	60±5%						
	LR7-54HTDR-470M	LR7-54HTDR-475M					
	STC						
open-circuit voltage (tolerance±5%) [V]:	39.95	40.10					
voltage at max. power [V]:	33.70	33.85					
current at max. power [A]:	13.95	14.04					
short-circuit current (tolerance±5%) [A]:	14.85	14.92					
max. power (tolerance±3%) [W]:	470	475					
Fuse Rating [A]	30	30					
	BNPI						
open-circuit voltage (tolerance±5%) [V]:	39.95	40.10					
voltage at max. power [V]:	33.70	33.85					
current at max. power [A]:	15.08	15.17					
short-circuit current (tolerance±5%) [A]:	16.06	16.13					
max. power (tolerance±3%) [W]:	508	513					

Fuse Rating [A]	30	30					
	BSI						
short-circuit current (tolerance±5%) [A]:	17.52	17.61					
φPmax	60±5%						
φVoc	98±5%						
φIsc	60±5%						

	LR7-72HVD-610M/ LR7-72HVDF-610M	LR7-72HVD-615M/ LR7-72HVDF-615M	LR7-72HVD-620M/ LR7-72HVDF-620M/	LR7-72HYD-625M/ LR7-72HVD-625M/ LR7-72HVDF-625M	LR7-72HYD-630M/ LR7-72HVD-630M/ LR7-72HVDF-630M	LR7-72HYD-635M/ LR7-72HVD-635M/ LR7-72HVDF-635M	LR7-72HYD-640M/ LR7-72HVD-640M/ LR7-72HVDF-640M
	STC						
open-circuit voltage (tolerance±5%) [V]:	53.42	53.52	53.62	53.72	53.82	53.92	54.02
voltage at max. power [V]:	44.07	44.17	44.27	44.37	44.47	44.57	44.67
current at max. power [A]:	13.84	13.92	14.00	14.09	14.17	14.25	14.33
short-circuit current (tolerance±5%) [A]:	14.49	14.57	14.65	14.73	14.81	14.89	14.98
max. power (tolerance±3%) [W]:	610	615	620	625	630	635	640
Fuse Rating [A]	30	30	30	30	30	30	30
	BNPI						
open-circuit voltage (tolerance±5%) [V]:	53.42	53.52	53.62	53.72	53.82	53.92	54.02
voltage at max. power [V]:	44.07	44.17	44.27	44.37	44.47	44.57	44.67
current at max. power [A]:	15.15	15.24	15.33	15.42	15.51	15.59	15.68
short-circuit current (tolerance±5%) [A]:	15.86	15.95	16.03	16.12	16.21	16.30	16.40
max. power (tolerance±3%) [W]:	668	673	679	684	690	695	700
Fuse Rating [A]	30	30	30	30	30	30	30

	BSI						
short-circuit current (tolerance±5%) [A]:	17.53	17.63	17.73	17.82	17.92	18.02	18.13
φPmax	70±5%						
φVoc	98±5%						
φIsc	70±5%						
	LR7-72HYD-645M/ LR7-72HVD-645M/ LR7-72HVDF-645M	LR7-72HYD-650M/ LR7-72HVD-650M/ LR7-72HVDF-650M	LR7-72HYD-655M/ LR7-72HVD-655M/ LR7-72HVDF-655M	LR7-72HYD-660M/ LR7-72HVD-660M/ LR7-72HVDF-660M	LR7-72HYD-665M/ LR7-72HVD-665M/ LR7-72HVDF-665M	LR7-72HYD-670M/ LR7-72HVD-670M/ LR7-72HVDF-670M	
	STC						
open-circuit voltage (tolerance±5%) [V]:	54.12	54.22	54.32	54.42	54.52	54.62	
voltage at max. power [V]:	44.77	44.87	44.97	45.07	45.17	45.27	
current at max. power [A]:	14.41	14.49	14.57	14.65	14.72	14.80	
short-circuit current (tolerance±5%) [A]:	15.06	15.14	15.22	15.30	15.38	15.46	
max. power (tolerance±3%) [W]:	645	650	655	660	665	670	
Fuse Rating [A]	30	30	30	30	30	30	
	BNPI						
open-circuit voltage (tolerance±5%) [V]:	54.12	54.22	54.32	54.42	54.52	54.62	
voltage at max. power [V]:	44.77	44.87	44.97	45.07	45.17	45.27	
current at max. power [A]:	15.77	15.86	15.95	16.03	16.11	16.20	
short-circuit current (tolerance±5%) [A]:	16.48	16.57	16.66	16.75	16.83	16.92	
max. power (tolerance±3%) [W]:	706	711	717	722	728	733	
Fuse Rating [A]	30	30	30	30	30	30	
	BSI						

short-circuit current (tolerance±5%) [A]:	18.22	18.32	18.42	18.51	18.61	18.71	
φPmax	70±5%						
φVoc	98±5%						
φIsc	70±5%						

	LR7-48HGDT-385M	LR7-48HGDT-390M	LR7-48HGDT-395M	LR7-48HGDT-400M	LR7-48HGDT-405M	LR7-48HGDT-410M	LR7-48HGDT-415M
	STC						
open-circuit voltage (tolerance±5%) [V]:	35.87	35.97	36.07	36.17	36.27	36.37	36.47
voltage at max. power [V]:	29.74	29.84	29.94	30.04	30.14	30.24	30.34
current at max. power [A]:	12.95	13.07	13.2	13.32	13.44	13.57	13.69
short-circuit current (tolerance±5%) [A]:	13.77	13.91	14.05	14.17	14.31	14.45	14.58
max. power (tolerance±3%) [W]:	385	390	395	400	405	410	415
Fuse Rating [A]	30	30	30	30	30	30	30
	BNPI						
open-circuit voltage (tolerance±5%) [V]:	35.87	35.97	36.07	36.17	36.27	36.37	36.47
voltage at max. power [V]:	29.74	29.84	29.94	30.04	30.14	30.24	30.34
current at max. power [A]:	14.34	14.48	14.63	14.75	14.9	15.03	15.16
short-circuit current (tolerance±5%) [A]:	15.26	15.41	15.57	15.71	15.86	16.01	16.15
max. power (tolerance±3%) [W]:	427	432	438	443	449	455	460
Fuse Rating [A]	30	30	30	30	30	30	30
	BSI						
short-circuit current (tolerance±5%) [A]:	17.08	17.25	17.42	17.58	17.75	17.91	18.07

φPmax	80±5%
φVoc	98±5%
φIsc	82±5%

	LR7-54HGBB-440M	LR7-54HGBB-445M	LR7-54HGBB-450M	LR7-54HGBB-455M	LR7-54HGBB-460M		
	STC						
open-circuit voltage (tolerance±5%) [V]:	39.3	39.5	39.7	39.9	40.1		
voltage at max. power [V]:	32.82	33.02	33.22	33.42	33.68		
current at max. power [A]:	13.41	13.48	13.55	13.62	13.68		
short-circuit current (tolerance±5%) [A]:	14.23	14.3	14.37	14.45	14.52		
max. power (tolerance±3%) [W]:	440	445	450	455	460		
Fuse Rating [A]	30	30	30	30	30		
	BNPI						
open-circuit voltage (tolerance±5%) [V]:	39.3	39.5	39.7	39.9	40.1		
voltage at max. power [V]:	32.82	33.02	33.22	33.42	33.63		
current at max. power [A]:	14.85	14.93	15.01	15.09	15.16		
short-circuit current (tolerance±5%) [A]:	15.76	15.84	15.92	16.01	16.09		
max. power (tolerance±3%) [W]:	488	493	499	504	510		
Fuse Rating [A]	30	30	30	30	30		
	BSI						
short-circuit current (tolerance±5%) [A]:	17.64	17.73	17.82	17.92	18.00		
φPmax	80±10%						
φVoc	98±5%						

φIsc	80±10%		

	LR7-54HVD-455M	LR7-54HVD-460M	LR7-54HVD-465M	LR7-54HVD-470M	LR7-54HVD-475M	LR7-54HVD-480M	LR7-54HVD-485M
	STC						
open-circuit voltage (tolerance±5%) [V]:	39.98	40.09	40.20	40.31	40.42	40.53	40.64
voltage at max. power [V]:	32.96	33.07	33.18	33.29	33.4	33.51	33.62
current at max. power [A]:	13.80	13.91	14.02	14.13	14.23	14.33	14.43
short-circuit current (tolerance±5%) [A]:	14.48	14.58	14.68	14.78	14.88	14.98	15.08
max. power (tolerance±3%) [W]:	455	460	465	470	475	480	485
Fuse Rating [A]	30	30	30	30	30	30	30
	BNPI						
open-circuit voltage (tolerance±5%) [V]:	39.98	40.09	40.20	40.31	40.42	40.53	40.64
voltage at max. power [V]:	32.96	33.07	33.18	33.29	33.4	33.51	33.62
current at max. power [A]:	15.11	15.22	15.34	15.46	15.57	15.68	15.80
short-circuit current (tolerance±5%) [A]:	15.85	15.96	16.07	16.17	16.28	16.40	16.51
max. power (tolerance±3%) [W]:	498	503	509	515	520	526	531
Fuse Rating [A]	30	30	30	30	30	30	30
	BSI						
short-circuit current (tolerance±5%) [A]:	17.52	17.64	17.76	17.86	17.99	18.11	18.24
φPmax	70±5%						
φVoc	98±5%						
φIsc	70±5%						
	LR7-54HVD-490M	LR7-54HVD-495M	LR7-54HVD-500M				

Data form for critical components and material information

	STC						
open-circuit voltage (tolerance±5%) [V]:	40.75	40.86	40.97				
voltage at max. power [V]:	33.73	33.84	33.95				
current at max. power [A]:	14.53	14.63	14.73				
short-circuit current (tolerance±5%) [A]:	15.18	15.28	15.38				
max. power (tolerance±3%) [W]:	490	495	500				
Fuse Rating [A]	30	30	30				
	BNPI						
open-circuit voltage (tolerance±5%) [V]:	40.75	40.86	40.97				
voltage at max. power [V]:	33.73	33.84	33.95				
current at max. power [A]:	15.91	16.02	16.13				
short-circuit current (tolerance±5%) [A]:	16.62	16.73	16.84				
max. power (tolerance±3%) [W]:	537	542	548				
Fuse Rating [A]	30	30	30				
	BSI						
short-circuit current (tolerance±5%) [A]:	18.36	18.48	18.60				
φPmax	70±5%						
φVoc	98±5%						
φIsc	70±5%						

	LR5-78HGD-610M	LR5-78HGD-615M	LR5-78HGD-620M	LR5-78HGD-625M	LR5-78HGD-630M	LR5-78HGD-635M	LR5-78HGD-640M
	STC						
open-circuit voltage	56.59	56.75	56.91	57.07	57.23	57.39	57.55

(tolerance±5%) [V]:							
voltage at max. power [V]:	47.34	47.5	47.66	47.82	47.99	48.15	48.31
current at max. power [A]:	12.89	12.95	13.01	13.07	13.13	13.19	13.25
short-circuit current (tolerance±5%) [A]:	13.65	13.73	13.79	13.85	13.91	13.97	14.02
max. power (tolerance±3%) [W]:	610	615	620	625	630	635	640
Fuse Rating [A]	30	30	30	30	30	30	30
	BNPI						
open-circuit voltage (tolerance±5%) [V]:	56.59	56.75	56.91	57.07	57.23	57.39	57.55
voltage at max. power [V]:	47.34	47.5	47.66	47.82	47.99	48.15	48.31
current at max. power [A]:	14.28	14.35	14.41	14.48	14.55	14.61	14.68
short-circuit current (tolerance±5%) [A]:	15.12	15.21	15.28	15.35	15.42	15.48	15.53
max. power (tolerance±3%) [W]:	676	681	687	693	698	704	709
Fuse Rating [A]	30	30	30	30	30	30	30
	BSI						
short-circuit current (tolerance±5%) [A]:	16.93	17.03	17.10	17.18	17.25	17.33	17.38
φPmax	80±5%						
φVoc	98±5%						
φIsc	80±5%						
	LR5-78HGD-645M						
	STC						
open-circuit voltage (tolerance±5%) [V]:	57.71						
voltage at max. power [V]:	48.47						

current at max. power [A]:	13.31						
short-circuit current (tolerance±5%) [A]:	14.09						
max. power (tolerance±3%) [W]:	645						
Fuse Rating [A]	30						
	BNPI						
open-circuit voltage (tolerance±5%) [V]:	57.71						
voltage at max. power [V]:	48.47						
current at max. power [A]:	14.74						
short-circuit current (tolerance±5%) [A]:	15.61						
max. power (tolerance±3%) [W]:	715						
Fuse Rating [A]	30						
	BSI						
short-circuit current (tolerance±5%) [A]:	17.47						
φPmax	80±5%						
φVoc	98±5%						
φIsc	80±5%						

	LR8-66HYD-625M	LR8-66HYD-630M	LR8-66HYD-635M		LR8-66HYD-640M		LR8-66HYD-645M	
			General verison	Special order	General verison	Special order	General verison	Special order
open-circuit voltage (tolerance±5%) [V]:	49.22	49.32	49.42	48.81	49.52	48.91	49.62	49.01
voltage at max. power [V]:	40.48	40.58	40.68	40.10	40.78	40.20	40.88	40.30
current at max. power [A]:	15.44	15.53	15.61	15.86	15.69	15.94	15.78	16.02
short-circuit current	16.14	16.22	16.30	16.54	16.38	16.62	16.46	16.70

(tolerance±5%) [A]:								
max. power (tolerance±3%) [W]:	625	630	635	635	640	640	645	645
Fuse Rating [A]	35	35	35	35	35	35	35	35
	LR8-66HYD-650M		LR8-66HYD-655M		LR8-66HYD-660M		LR8-66HYD-665M	LR8-66HYD-670M
	General verison	Special order	General verison	Special order	General verison	Special order		
open-circuit voltage (tolerance±5%) [V]:	49.72	49.11	49.82	49.21	49.92	49.31	50.02	50.12
voltage at max. power [V]:	40.98	40.40	41.08	40.50	41.18	40.60	41.28	41.38
current at max. power [A]:	15.86	16.10	15.94	16.18	16.03	16.26	16.11	16.19
short-circuit current (tolerance±5%) [A]:	16.54	16.10	16.62	16.86	16.70	16.94	16.78	16.86
max. power (tolerance±3%) [W]:	650	650	655	655	660	660	665	670
Fuse Rating [A]	35	35	35	35	35	35	35	35

	LR7-72HJD-650M	LR7-72HJD-655M	LR7-72HJD-660M	LR7-72HJD-665M	LR7-72HJD-670M	LR7-72HJD-675M	LR7-72HJD-680M
	STC						
open-circuit voltage (tolerance±5%) [V]:	54.80	54.90	55.00	55.10	55.20	55.30	55.40
voltage at max. power [V]:	45.21	45.31	45.41	45.51	45.61	45.71	45.81
current at max. power [A]:	14.38	14.46	14.53	14.61	14.69	14.77	14.84
short-circuit current (tolerance±5%) [A]:	15.04	15.12	15.20	15.28	15.36	15.44	15.52
max. power (tolerance±3%) [W]:	650	655	660	665	670	675	680
Fuse Rating [A]	30	30	30	30	30	30	30
	BNPI						
open-circuit voltage (tolerance±5%) [V]:	54.80	54.90	55.00	55.10	55.20	55.30	55.40
voltage at max. power [V]:	45.21	45.31	45.41	45.51	45.61	45.71	45.81

current at max. power [A]:	15.44	15.53	15.61	15.70	15.78	15.86	15.95
short-circuit current (tolerance±5%) [A]:	16.16	16.24	16.33	16.41	16.50	16.59	16.67
max. power (tolerance±3%) [W]:	698	704	709	714	720	725	730
Fuse Rating [A]	30	30	30	30	30	30	30
	BSI						
short-circuit current (tolerance±5%) [A]:	17.52	17.61	17.71	17.80	17.89	17.99	18.08
φPmax	55±5%						
φVoc	98±5%						
φIsc	55±5%						
	LR7-72HJD-685M	LR7-72HJD-690M					
	STC						
open-circuit voltage (tolerance±5%) [V]:	55.50	55.60					
voltage at max. power [V]:	45.91	46.01					
current at max. power [A]:	14.92	15.00					
short-circuit current (tolerance±5%) [A]:	15.60	15.68					
max. power (tolerance±3%) [W]:	685	690					
Fuse Rating [A]	30	30					
	BNPI						
open-circuit voltage (tolerance±5%) [V]:	55.50	55.60					
voltage at max. power [V]:	45.91	46.01					
current at max. power [A]:	16.03	16.11					
short-circuit current (tolerance±5%) [A]:	16.76	16.84					

max. power (tolerance±3%) [W]:	736	741					
Fuse Rating [A]	30	30					
	BSI						
short-circuit current (tolerance±5%) [A]:	18.17	18.27					
φPmax	55±5%						
φVoc	98±5%						
φIsc	55±5%						

	LR7-66HJD-595M	LR7-66HJD-600M	LR7-66HJD-605M	LR7-66HJD-610M	LR7-66HJD-615M	LR7-66HJD-620M	LR7-66HJD-625M
	STC						
open-circuit voltage (tolerance±5%) [V]:	50.22	50.32	50.42	50.52	50.62	50.72	50.82
voltage at max. power [V]:	41.44	41.54	41.64	41.74	41.84	41.94	42.04
current at max. power [A]:	14.36	14.44	14.53	14.61	14.70	14.78	14.87
short-circuit current (tolerance±5%) [A]:	15.02	15.11	15.19	15.28	15.37	15.37	15.45
max. power (tolerance±3%) [W]:	595	600	605	610	615	620	625
Fuse Rating [A]	30	30	30	30	30	30	30
	BNPI						
open-circuit voltage (tolerance±5%) [V]:	50.22	50.32	50.42	50.52	50.62	50.72	50.82
voltage at max. power [V]:	41.44	41.54	41.64	41.74	41.84	41.94	42.04
current at max. power [A]:	15.42	15.52	15.61	15.70	15.79	15.88	15.97
short-circuit current (tolerance±5%) [A]:	16.13	16.23	16.32	16.41	16.51	16.60	16.70
max. power (tolerance±3%) [W]:	639	645	650	655	661	666	671
Fuse Rating [A]	30	30	30	30	30	30	30

	BSI						
short-circuit current (tolerance±5%) [A]:	17.50	17.60	17.70	17.80	17.90	18.00	18.11
φPmax	55±5%						
φVoc	98±5%						
φIsc	55±5%						

	LR7-60HJD-540M	LR7-60HJD-545M	LR7-60HJD-550M	LR7-60HJD-555M	LR7-60HJD-560M	LR7-60HJD-565M	LR7-60HJD-570M
	STC						
open-circuit voltage (tolerance±5%) [V]:	45.63	45.73	45.83	45.93	46.03	46.13	46.23
voltage at max. power [V]:	37.65	37.75	37.85	37.95	38.05	38.15	38.25
current at max. power [A]:	14.34	14.44	14.53	14.62	14.72	14.81	14.90
short-circuit current (tolerance±5%) [A]:	15.00	15.10	15.19	15.29	15.39	15.48	15.58
max. power (tolerance±3%) [W]:	540	545	550	555	560	565	570
Fuse Rating [A]	30	30	30	30	30	30	30
	BNPI						
open-circuit voltage (tolerance±5%) [V]:	45.63	45.73	45.83	45.93	46.03	46.13	46.23
voltage at max. power [V]:	37.65	37.75	37.85	37.95	38.05	38.15	38.25
current at max. power [A]:	15.41	15.51	15.61	15.71	15.81	15.91	16.01
short-circuit current (tolerance±5%) [A]:	16.12	16.22	16.32	16.42	16.53	16.63	16.73
max. power (tolerance±3%) [W]:	580	585	591	596	602	607	612
Fuse Rating [A]	30	30	30	30	30	30	30
	BSI						
short-circuit current	17.48	17.59	17.70	17.81	17.92	18.04	18.15

(tolerance±5%) [A]:							
φPmax	55±5%						
φVoc	98±5%						
φIsc	55±5%						

	LR7-54HJD-485M	LR7-54HJD-490M	LR7-54HJD-495M	LR7-54HJD-500M	LR7-54HJD-505M	LR7-54HJD-510M	LR7-54HJD-515M
	STC						
open-circuit voltage (tolerance±5%) [V]:	41.05	41.15	41.25	41.35	41.45	41.55	41.65
voltage at max. power [V]:	33.87	33.97	34.07	34.17	34.27	34.37	34.47
current at max. power [A]:	14.32	14.42	14.53	14.63	14.74	14.84	14.94
short-circuit current (tolerance±5%) [A]:	14.97	15.08	15.19	15.30	15.41	15.52	15.63
max. power (tolerance±3%) [W]:	485	490	495	500	505	510	515
Fuse Rating [A]	30	30	30	30	30	30	30
	BNPI						
open-circuit voltage (tolerance±5%) [V]:	41.05	41.15	41.25	41.35	41.45	41.55	41.65
voltage at max. power [V]:	33.87	33.97	34.07	34.17	34.27	34.37	34.47
current at max. power [A]:	15.38	15.50	15.61	15.72	15.83	15.94	16.05
short-circuit current (tolerance±5%) [A]:	16.08	16.20	16.32	16.44	16.56	16.67	16.79
max. power (tolerance±3%) [W]:	521	526	532	537	542	548	553
Fuse Rating [A]	30	30	30	30	30	30	30
	BSI						
short-circuit current (tolerance±5%) [A]:	17.44	17.57	17.70	17.83	17.95	18.08	18.21
φPmax	55±5%						

φVoc	98±5%
φIsc	55±5%

	LR7-48HJD-430M	LR7-48HJD-435M	LR7-48HJD-440M	LR7-48HJD-445M	LR7-48HJD-450M	LR7-48HJD-455M	LR7-48HJD-460M
	STC						
open-circuit voltage (tolerance±5%) [V]:	36.47	36.57	36.67	36.77	36.87	36.97	37.07
voltage at max. power [V]:	30.08	30.18	30.28	30.38	30.48	30.58	30.68
current at max. power [A]:	14.30	14.41	14.53	14.65	14.76	14.88	14.99
short-circuit current (tolerance±5%) [A]:	14.96	15.08	15.20	15.32	15.44	15.56	15.68
max. power (tolerance±3%) [W]:	430	435	440	445	450	455	460
Fuse Rating [A]	30	30	30	30	30	30	30
	BNPI						
open-circuit voltage (tolerance±5%) [V]:	36.47	36.57	36.67	36.77	36.87	36.97	37.07
voltage at max. power [V]:	30.08	30.18	30.28	30.38	30.48	30.58	30.68
current at max. power [A]:	15.36	15.48	15.61	15.74	15.86	15.98	16.11
short-circuit current (tolerance±5%) [A]:	16.07	16.19	16.32	16.45	16.58	16.71	16.84
max. power (tolerance±3%) [W]:	462	467	473	478	483	489	494
Fuse Rating [A]	30	30	30	30	30	30	30
	BSI						
short-circuit current (tolerance±5%) [A]:	17.42	17.56	17.70	17.84	17.98	18.12	18.26
φPmax	55±5%						
φVoc	98±5%						
φIsc	55±5%						

	LR7-36HJD-320M	LR7-36HJD-325M	LR7-36HJD-330M	LR7-36HJD-335M	LR7-36HJD-340M	LR7-36HJD-345M	LR7-36HJD-350M
	STC						
open-circuit voltage (tolerance±5%) [V]:	27.30	27.40	27.50	27.60	27.70	27.80	27.90
voltage at max. power [V]:	22.51	22.61	22.71	22.81	22.91	23.01	23.11
current at max. power [A]:	14.22	14.38	14.53	14.69	14.84	15.00	15.15
short-circuit current (tolerance±5%) [A]:	14.92	15.04	15.16	15.36	15.52	15.68	15.84
max. power (tolerance±3%) [W]:	320	325	330	335	340	345	350
Fuse Rating [A]	30	30	30	30	30	30	30
	BNPI						
open-circuit voltage (tolerance±5%) [V]:	27.30	27.40	27.50	27.60	27.70	27.80	27.90
voltage at max. power [V]:	22.51	22.61	22.71	22.81	22.91	23.01	23.11
current at max. power [A]:	15.27	15.44	15.61	15.78	15.95	16.11	16.27
short-circuit current (tolerance±5%) [A]:	16.02	16.15	16.28	16.50	16.67	16.84	17.01
max. power (tolerance±3%) [W]:	344	349	355	360	365	371	376
Fuse Rating [A]	30	30	30	30	30	30	30
	BSI						
short-circuit current (tolerance±5%) [A]:	17.38	17.52	17.66	17.89	18.08	18.27	18.45
φPmax	55±5%						
φVoc	98±5%						
φIsc	55±5%						

	LR7-32HJD-280M	LR7-32HJD-285M	LR7-32HJD-290M	LR7-32HJD-295M	LR7-32HJD-300M	LR7-32HJD-305M	LR7-32HJD-310M

Data form for critical components and material information

	STC						
open-circuit voltage (tolerance±5%) [V]:	24.18	24.28	24.38	24.48	24.58	24.68	24.78
voltage at max. power [V]:	19.93	20.03	20.13	20.23	20.33	20.43	20.53
current at max. power [A]:	14.05	14.23	14.41	14.59	14.76	14.93	15.10
short-circuit current (tolerance±5%) [A]:	14.86	14.98	15.18	15.25	15.43	15.61	15.79
max. power (tolerance±3%) [W]:	280	285	290	295	300	305	310
Fuse Rating [A]	30	30	30	30	30	30	30
	BNPI						
open-circuit voltage (tolerance±5%) [V]:	24.18	24.28	24.38	24.48	24.58	24.68	24.78
voltage at max. power [V]:	19.93	20.03	20.13	20.23	20.33	20.43	20.53
current at max. power [A]:	15.10	15.29	15.48	15.67	15.86	16.04	16.22
short-circuit current (tolerance±5%) [A]:	15.96	16.09	16.31	16.38	16.58	16.77	16.96
max. power (tolerance±3%) [W]:	301	306	312	317	322	328	333
Fuse Rating [A]	30	30	30	30	30	30	30
	BSI						
short-circuit current (tolerance±5%) [A]:	17.31	17.45	17.68	17.77	17.98	18.19	18.40
φPmax	55±5%						
φVoc	98±5%						
φIsc	55±5%						

	LGi7-60CHYD-325M	LGi7-60CHYD-330M	LGi7-60CHYD-335M	LGi7-60CHYD-340M	LGi7-60CHYD-345M	LGi7-60CHYD-350M	LGi7-60CHYD-355M
open-circuit voltage (tolerance±5%) [V]:	44.72	44.87	44.16	44.26	44.36	44.46	44.15

voltage at max. power [V]:	38.28	38.43	37.73	37.83	37.93	38.03	37.71
current at max. power [A]:	8.50	8.60	8.88	8.99	9.10	9.21	9.42
short-circuit current (tolerance±5%) [A]:	8.85	8.94	9.31	9.42	9.53	9.64	9.96
max. power (tolerance±3%) [W]:	325	330	335	340	345	350	355
Fuse Rating [A]	30	30	30	30	30	30	30
	LGi7-60CHYD-360M	LGi7-60CHYD-365M	LGi7-60CHYD-370M	LGi7-60CHYD-375M	LGi7-60CHYD-380M	LGi7-60CHYD-385M	LGi7-60CHYD-390M
open-circuit voltage (tolerance±5%) [V]:	44.24	44.33	44.42	44.51	44.60	44.69	44.78
voltage at max. power [V]:	37.80	37.89	37.98	38.07	38.16	38.25	38.34
current at max. power [A]:	9.53	9.64	9.75	9.86	9.97	10.08	10.19
short-circuit current (tolerance±5%) [A]:	10.05	10.14	10.23	10.32	10.41	10.50	10.59
max. power (tolerance±3%) [W]:	360	365	370	375	380	385	390
Fuse Rating [A]	30	30	30	30	30	30	30
	LGi7-60CHYD-395M	LGi7-60CHYD-400M	LGi7-60CHYD-405M	LGi7-60CHYD-410M	LGi7-60CHYD-415M	LGi7-60CHYD-420M	LGi7-60CHYD-425M
open-circuit voltage (tolerance±5%) [V]:	44.87	43.87	43.97	44.07	44.17	44.27	44.37
voltage at max. power [V]:	38.43	37.44	37.54	37.64	37.74	37.84	37.94
current at max. power [A]:	10.30	10.71	10.81	10.91	11.01	11.11	11.21
short-circuit current (tolerance±5%) [A]:	10.68	11.21	11.31	11.41	11.51	11.61	11.71
max. power (tolerance±3%) [W]:	395	400	405	410	415	420	425
Fuse Rating [A]	30	30	30	30	30	30	30
	LGi7-60CHYD-430M	LGi7-60CHYD-435M	LGi7-60CHYD-440M	LGi7-60CHYD-445M	LGi7-60CHYD-450M	LGi7-60CHYD-455M	LGi7-60CHYD-460M
open-circuit voltage (tolerance±5%) [V]:	44.47	44.57	44.67	44.09	44.19	44.29	44.39

voltage at max. power [V]:	38.04	38.14	38.24	37.65	37.75	37.85	37.95
current at max. power [A]:	11.31	11.41	11.51	11.83	11.93	12.03	12.13
short-circuit current (tolerance±5%) [A]:	11.81	11.91	12.01	12.35	12.45	12.55	12.65
max. power (tolerance±3%) [W]:	430	435	440	445	450	455	460
Fuse Rating [A]	30	30	30	30	30	30	30
	LGi7-60CHYD-465M	LGi7-60CHYD-470M	LGi7-60CHYD-475M	LGi7-60CHYD-480M			
open-circuit voltage (tolerance±5%) [V]:	44.49	44.59	44.69	44.78			
voltage at max. power [V]:	38.05	38.15	38.25	38.34			
current at max. power [A]:	12.23	12.33	12.43	12.53			
short-circuit current (tolerance±5%) [A]:	12.75	12.85	12.95	13.05			
max. power (tolerance±3%) [W]:	465	470	475	480			
Fuse Rating [A]	30	30	30	30			

	LGi7-33CHYD-180M	LGi7-33CHYD-185M	LGi7-33CHYD-190M	LGi7-33CHYD-195M	LGi7-33CHYD-200M	LGi7-33CHYD-205M	LGi7-33CHYD-210M
open-circuit voltage (tolerance±5%) [V]:	49.29	48.57	48.83	49.09	49.35	48.93	49.18
voltage at max. power [V]:	42.19	41.46	41.72	41.98	42.24	41.84	42.09
current at max. power [A]:	4.27	4.47	4.56	4.65	4.74	4.91	5.00
short-circuit current (tolerance±5%) [A]:	4.47	4.69	4.78	4.87	4.96	5.13	5.22
max. power (tolerance±3%) [W]:	180	185	190	195	200	205	210
Fuse Rating [A]	30	30	30	30	30	30	30
	LGi7-33CHYD-215M	LGi7-33CHYD-220M	LGi7-33CHYD-225M	LGi7-33CHYD-230M	LGi7-33CHYD-235M	LGi7-33CHYD-240M	LGi7-33CHYD-245M
open-circuit voltage	49.43	48.25	48.46	48.67	48.88	49.09	48.51

(tolerance±5%) [V]:							
voltage at max. power [V]:	42.34	41.15	41.36	41.57	41.78	41.99	41.43
current at max. power [A]:	5.09	5.36	5.45	5.54	5.63	5.72	5.92
short-circuit current (tolerance±5%) [A]:	5.31	5.61	5.70	5.79	5.88	5.97	6.18
max. power (tolerance±3%) [W]:	215	220	225	230	235	240	245
Fuse Rating [A]	30	30	30	30	30	30	30
	LGi7-33CHYD-250M	LGi7-33CHYD-255M	LGi7-33CHYD-260M				
open-circuit voltage (tolerance±5%) [V]:	48.72	48.93	49.14				
voltage at max. power [V]:	41.64	41.84	42.04				
current at max. power [A]:	6.01	6.10	6.19				
short-circuit current (tolerance±5%) [A]:	6.28	6.37	6.47				
max. power (tolerance±3%) [W]:	250	255	260				
Fuse Rating [A]	30	30	30				

	LGi7-16.5CHYD-85M	LGi7-16.5CHYD-90M	LGi7-16.5CHYD-95M	LGi7-16.5CHYD-100M	LGi7-16.5CHYD-105M	LGi7-16.5CHYD-110M	LGi7-16.5CHYD-115M
open-circuit voltage (tolerance±5%) [V]:	24.22	24.26	24.30	24.34	24.38	24.41	24.45
voltage at max. power [V]:	20.82	21.04	20.85	21.12	21.02	20.61	20.81
current at max. power [A]:	4.09	4.29	4.57	4.75	5.01	5.35	5.54
short-circuit current (tolerance±5%) [A]:	4.38	4.61	4.84	5.08	5.31	5.54	5.77
max. power (tolerance±3%) [W]:	85	90	95	100	105	110	115
Fuse Rating [A]	30	30	30	30	30	30	30
	LGi7-16.5CHYD-120M	LGi7-16.5CHYD-125M	LGi7-16.5CHYD-130M				

open-circuit voltage (tolerance±5%) [V]:	24.49	24.53	24.57				
voltage at max. power [V]:	21.01	20.82	21.02				
current at max. power [A]:	5.73	6.02	6.20				
short-circuit current (tolerance±5%) [A]:	6.01	6.24	6.47				
max. power (tolerance±3%) [W]:	120	125	130				
Fuse Rating [A]	30	30	30				

	LR8-66HVD-600M/ LR8-66HVDF-600M	LR8-66HVD-605M/ LR8-66HVDF-605M	LR8-66HVD-610M/ LR8-66HVDF-610M	LR8-66HVD-615M/ LR8-66HVDF-615M	LR8-66HVD-620M/ LR8-66HVDF-620M	LR8-66HVD-625M/ LR8-66HVDF-625M/ LR8-66HYD-625M	LR8-66HVD-630M/ LR8-66HVDF-630M/ LR8-66HYD-630M
	STC						
open-circuit voltage (tolerance±5%) [V]:	48.72	48.82	48.92	49.02	49.12	49.22	49.32
voltage at max. power [V]:	39.98	40.08	40.18	40.28	40.38	40.48	40.58
current at max. power [A]:	15.01	15.09	15.18	15.27	15.36	15.44	15.53
short-circuit current (tolerance±5%) [A]:	15.74	15.82	15.90	15.98	16.06	16.14	16.22
max. power (tolerance±3%) [W]:	600	605	610	615	620	625	630
Fuse Rating [A]	35	35	35	35	35	35	35
	BNPI						
open-circuit voltage (tolerance±5%) [V]:	48.72	48.82	48.92	49.02	49.12	49.22	49.32
voltage at max. power [V]:	39.98	40.08	40.18	40.28	40.38	40.48	40.58
current at max. power [A]:	16.53	16.62	16.72	16.81	16.92	17.00	17.10
short-circuit current (tolerance±5%) [A]:	17.33	17.42	17.51	17.60	17.69	17.77	17.86
max. power (tolerance±3%) [W]:	661	666	672	677	683	688	694

Fuse Rating [A]	35	35	35	35	35	35	35
	BSI						
short-circuit current (tolerance±5%) [A]:	19.28	19.38	19.48	19.58	19.67	19.77	19.87
φPmax	75±5%						
φVoc	98±5%						
φIsc	75±5%						
	LR8-66HVD-635M/ LR8-66HVDF-635M/ LR8-66HYD-635M	LR8-66HVD-640M/ LR8-66HVDF-640M/ LR8-66HYD-640M	LR8-66HVD-645M/ LR8-66HVDF-645M/ LR8-66HYD-645M	LR8-66HVD-650M/ LR8-66HVDF-650M/ LR8-66HYD-650M	LR8-66HVD-655M/ LR8-66HVDF-655M/ LR8-66HYD-655M	LR8-66HVD-660M/ LR8-66HVDF-660M/ LR8-66HYD-660M	LR8-66HVD-665M/ LR8-66HVDF-665M/ LR8-66HYD-665M
	STC						
open-circuit voltage (tolerance±5%) [V]:	49.42	49.52	49.62	49.72	49.82	49.92	50.02
voltage at max. power [V]:	40.68	40.78	40.88	40.98	41.08	41.18	41.28
current at max. power [A]:	15.61	15.69	15.78	15.86	15.94	16.03	16.11
short-circuit current (tolerance±5%) [A]:	16.30	16.38	16.46	16.54	16.62	16.70	16.78
max. power (tolerance±3%) [W]:	635	640	645	650	655	660	665
Fuse Rating [A]	35	35	35	35	35	35	35
	BNPI						
open-circuit voltage (tolerance±5%) [V]:	49.42	49.52	49.62	49.72	49.82	49.92	50.02
voltage at max. power [V]:	40.68	40.78	40.88	40.98	41.08	41.18	41.28
current at max. power [A]:	17.19	17.28	17.38	17.47	17.55	17.65	17.74
short-circuit current (tolerance±5%) [A]:	17.95	18.04	18.13	18.21	18.30	18.39	18.48
max. power (tolerance±3%) [W]:	699	705	710	716	721	727	732
Fuse Rating [A]	35	35	35	35	35	35	35

Data form for critical components and material information

	BSI						
short-circuit current (tolerance±5%) [A]:	19.97	20.07	20.16	20.26	20.36	20.46	20.56
φPmax	75±5%						
φVoc	98±5%						
φIsc	75±5%						
	LR8-66HVD-670M/ LR8-66HVDF-670M/ LR8-66HYD-670M						
	STC						
open-circuit voltage (tolerance±5%) [V]:	50.12						
voltage at max. power [V]:	41.38						
current at max. power [A]:	16.19						
short-circuit current (tolerance±5%) [A]:	16.86						
max. power (tolerance±3%) [W]:	670						
Fuse Rating [A]	35						
	BNPI						
open-circuit voltage (tolerance±5%) [V]:	50.12						
voltage at max. power [V]:	41.38						
current at max. power [A]:	17.83						
short-circuit current (tolerance±5%) [A]:	18.57						
max. power (tolerance±3%) [W]:	738						
Fuse Rating [A]	35						
	BSI						

short-circuit current (tolerance±5%) [A]:	20.65						
φPmax	75±5%						
φVoc	98±5%						
φIsc	75±5%						

	LR7-60HVD-520M	LR7-60HVD-525M	LR7-60HVD-530M	LR7-60HVD-535M	LR7-60HVD-540M	LR7-60HVD-545M	LR7-60HVD-550M
	STC						
open-circuit voltage (tolerance±5%) [V]:	44.75	44.85	44.95	45.05	45.15	45.25	45.35
voltage at max. power [V]:	36.97	37.07	37.17	37.27	37.37	37.47	37.57
current at max. power [A]:	14.07	14.16	14.26	14.36	14.45	14.55	14.64
short-circuit current (tolerance±5%) [A]:	14.70	14.80	14.90	15.00	15.10	15.20	15.30
max. power (tolerance±3%) [W]:	520	525	530	535	540	545	550
Fuse Rating [A]	30	30	30	30	30	30	30
	BNPI						
open-circuit voltage (tolerance±5%) [V]:	44.75	44.85	44.95	45.05	45.15	45.25	45.35
voltage at max. power [V]:	36.97	37.07	37.17	37.27	37.37	37.47	37.57
current at max. power [A]:	15.40	15.50	15.61	15.71	15.82	15.92	16.02
short-circuit current (tolerance±5%) [A]:	16.09	16.20	16.31	16.42	16.53	16.64	16.75
max. power (tolerance±3%) [W]:	569	575	580	586	591	597	602
Fuse Rating [A]	30	30	30	30	30	30	30
	BSI						
short-circuit current (tolerance±5%) [A]:	17.79	17.91	18.03	18.15	18.28	18.40	18.52

φPmax	70±5%						
φVoc	98±5%						
φIsc	70±5%						
	LR7-60HVD-555M						
	STC						
open-circuit voltage (tolerance±5%) [V]:	45.45						
voltage at max. power [V]:	37.67						
current at max. power [A]:	14.73						
short-circuit current (tolerance±5%) [A]:	15.40						
max. power (tolerance±3%) [W]:	555						
Fuse Rating [A]	30						
	BNPI						
open-circuit voltage (tolerance±5%) [V]:	45.45						
voltage at max. power [V]:	37.67						
current at max. power [A]:	16.13						
short-circuit current (tolerance±5%) [A]:	16.86						
max. power (tolerance±3%) [W]:	607						
Fuse Rating [A]	30						
	BSI						
short-circuit current (tolerance±5%) [A]:	18.64						
φPmax	70±5%						
φVoc	98±5%						

φIsc	70±5%						

	LGi7-72HVD-610M	LGi7-72HVD-615M	LGi7-72HVD-620M	LGi7-72HYD-625M/ LGi7-72HVD-625M	LGi7-72HYD-630M/ LGi7-72HVD-630M	LGi7-72HYD-635M/ LGi7-72HVD-635M	LGi7-72HYD-640M/ LGi7-72HVD-640M
open-circuit voltage (tolerance±5%) [V]:	53.42	53.52	53.62	53.72	53.82	53.92	54.02
voltage at max. power [V]:	44.07	44.17	44.27	44.37	44.47	44.57	44.67
current at max. power [A]:	13.84	13.92	14.00	14.09	14.17	14.25	14.33
short-circuit current (tolerance±5%) [A]:	14.49	14.57	14.65	14.73	14.81	14.89	14.98
max. power (tolerance±3%) [W]:	610	615	620	625	630	635	640
Fuse Rating [A]	30	30	30	30	30	30	30
	LGi7-72HYD-645M/ LGi7-72HVD-645M	LGi7-72HYD-650M/ LGi7-72HVD-650M	LGi7-72HYD-655M/ LGi7-72HVD-655M	LGi7-72HYD-660M/ LGi7-72HVD-660M	LGi7-72HVD-665M	LGi7-72HVD-670M	
open-circuit voltage (tolerance±5%) [V]:	54.12	54.22	54.32	54.42	54.52	54.62	
voltage at max. power [V]:	44.77	44.87	44.97	45.07	45.17	45.27	
current at max. power [A]:	14.41	14.49	14.57	14.65	14.72	14.80	
short-circuit current (tolerance±5%) [A]:	15.06	15.14	15.22	15.30	15.38	15.46	
max. power (tolerance±3%) [W]:	645	650	655	660	665	670	
Fuse Rating [A]	30	30	30	30	30	30	

	LR8-54HGBB-490M	LR8-54HGBB-495M	LR8-54HGBB-500M	LR8-54HGBB-505M	LR8-54HGBB-510M		
	STC						
open-circuit voltage (tolerance±5%) [V]:	39.26	39.42	39.58	39.75	39.91		
voltage at max. power [V]:	32.82	32.98	33.14	33.31	33.47		

current at max. power [A]:	14.93	15.01	15.09	15.16	15.24		
short-circuit current (tolerance±5%) [A]:	15.85	15.90	15.95	16.00	16.05		
max. power (tolerance±3%) [W]:	490	495	500	505	510		
Fuse Rating [A]	30	30	30	30	30		
	BNPI						
open-circuit voltage (tolerance±5%) [V]:	39.26	39.42	39.58	39.75	39.91		
voltage at max. power [V]:	32.82	32.98	33.14	33.31	33.47		
current at max. power [A]:	16.54	16.63	16.71	16.80	16.88		
short-circuit current (tolerance±5%) [A]:	17.56	17.62	17.67	17.73	17.78		
max. power (tolerance±3%) [W]:	543	548	554	560	565		
Fuse Rating [A]	30	30	30	30	30		
	BSI						
short-circuit current (tolerance±5%) [A]:	19.65	19.72	19.78	19.84	19.90		
φPmax	80±10%						
φVoc	98±5%						
φIsc	80±10%						

	LR7-72HVBB-625M	LR7-72HVBB-630M	LR7-72HVBB-635M	LR7-72HVBB-640M	LR7-72HVBB-645M	LR7-72HVBB-650M	LR7-72HVBB-655M
	STC						
open-circuit voltage (tolerance±5%) [V]:	53.72	53.82	53.92	54.02	54.12	54.22	54.32
voltage at max. power [V]:	44.37	44.47	44.57	44.67	44.77	44.87	44.97
current at max. power [A]:	14.09	14.17	14.25	14.33	14.41	14.49	14.57
short-circuit current	14.73	14.81	14.89	14.98	15.06	15.14	15.22

(tolerance±5%) [A]:							
max. power (tolerance±3%) [W]:	625	630	635	640	645	650	655
Fuse Rating [A]	30	30	30	30	30	30	30
	BNPI						
open-circuit voltage (tolerance±5%) [V]:	53.72	53.82	53.92	54.02	54.12	54.22	54.32
voltage at max. power [V]:	44.37	44.47	44.57	44.67	44.77	44.87	44.97
current at max. power [A]:	15.42	15.51	15.59	15.68	15.77	15.86	15.95
short-circuit current (tolerance±5%) [A]:	16.12	16.21	16.30	16.40	16.48	16.57	16.66
max. power (tolerance±3%) [W]:	684	690	695	700	706	711	717
Fuse Rating [A]	30	30	30	30	30	30	30
	BSI						
short-circuit current (tolerance±5%) [A]:	17.82	17.92	18.02	18.13	18.22	18.32	18.42
φPmax	70±10%						
φVoc	98±5%						
φIsc	70±10%						

	LR7-54HVBB-460M	LR7-54HVBB-465M	LR7-54HVBB-470M	LR7-54HVBB-475M	LR7-54HVBB-480M	LR7-54HVBB-485M	LR7-54HVBB-490M
	STC						
open-circuit voltage (tolerance±5%) [V]:	40.09	40.20	40.31	40.42	40.53	40.64	40.75
voltage at max. power [V]:	33.07	33.18	33.29	33.40	33.51	33.62	33.73
current at max. power [A]:	13.91	14.02	14.13	14.23	14.33	14.43	14.53
short-circuit current (tolerance±5%) [A]:	14.58	14.68	14.78	14.88	14.98	15.08	15.18

max. power (tolerance±3%) [W]:	460	465	470	475	480	485	490
Fuse Rating [A]	30	30	30	30	30	30	30
	BNPI						
open-circuit voltage (tolerance±5%) [V]:	40.09	40.20	40.31	40.42	40.53	40.64	40.75
voltage at max. power [V]:	33.07	33.18	33.29	33.40	33.51	33.62	33.73
current at max. power [A]:	15.22	15.34	15.46	15.57	15.68	15.80	15.91
short-circuit current (tolerance±5%) [A]:	15.96	16.07	16.17	16.28	16.40	16.51	16.62
max. power (tolerance±3%) [W]:	503	509	515	520	526	531	537
Fuse Rating [A]	30	30	30	30	30	30	30
	BSI						
short-circuit current (tolerance±5%) [A]:	17.64	17.76	17.86	17.99	18.11	18.24	18.36
φPmax	70±10%						
φVoc	98±5%						
φIsc	70±10%						
	LR7-54HVBB-495M						
	STC						
open-circuit voltage (tolerance±5%) [V]:	40.86						
voltage at max. power [V]:	33.84						
current at max. power [A]:	14.63						
short-circuit current (tolerance±5%) [A]:	15.28						
max. power (tolerance±3%) [W]:	495						
Fuse Rating [A]	30						

	BNPI						
open-circuit voltage (tolerance±5%) [V]:	40.86						
voltage at max. power [V]:	33.84						
current at max. power [A]:	16.02						
short-circuit current (tolerance±5%) [A]:	16.73						
max. power (tolerance±3%) [W]:	542						
Fuse Rating [A]	30						
	BSI						
short-circuit current (tolerance±5%) [A]:	18.48						
φPmax	70±10%						
φVoc	98±5%						
φIsc	70±10%						

	LR7-72HJBB-650M	LR7-72HJBB-655M	LR7-72HJBB-660M	LR7-72HJBB-665M	LR7-72HJBB-670M	LR7-72HJBB-675M	LR7-72HJBB-680M
	STC						
open-circuit voltage (tolerance±5%) [V]:	54.90	55.00	55.10	55.20	55.30	55.40	55.50
voltage at max. power [V]:	45.31	45.41	45.51	45.61	45.71	45.81	45.91
current at max. power [A]:	14.35	14.42	14.50	14.58	14.66	14.73	14.81
short-circuit current (tolerance±5%) [A]:	15.00	15.08	15.16	15.24	15.32	15.40	15.48
max. power (tolerance±3%) [W]:	650	655	660	665	670	675	680
Fuse Rating [A]	30	30	30	30	30	30	30
	BNPI						
open-circuit voltage	54.90	55.00	55.10	55.20	55.30	55.40	55.50

(tolerance±5%) [V]:							
voltage at max. power [V]:	45.31	45.41	45.51	45.61	45.71	45.81	45.91
current at max. power [A]:	15.41	15.50	15.58	15.66	15.75	15.83	15.91
short-circuit current (tolerance±5%) [A]:	16.12	16.20	16.29	16.38	16.46	16.55	16.63
max. power (tolerance±3%) [W]:	698	704	709	714	720	725	730
Fuse Rating [A]	30	30	30	30	30	30	30
	BSI						
short-circuit current (tolerance±5%) [A]:	17.48	17.57	17.67	17.76	17.85	17.95	18.04
φPmax	55±10%						
φVoc	98±5%						
φIsc	55±10%						

	LR7-66HJBB-590M	LR7-66HJBB-595M	LR7-66HJBB-600M	LR7-66HJBB-605M	LR7-66HJBB-610M	LR7-66HJBB-615M	LR7-66HJBB-620M
	STC						
open-circuit voltage (tolerance±5%) [V]:	50.21	50.31	50.41	50.51	50.61	50.71	50.81
voltage at max. power [V]:	41.43	41.53	41.63	41.73	41.83	41.93	42.03
current at max. power [A]:	14.24	14.33	14.41	14.50	14.58	14.67	14.75
short-circuit current (tolerance±5%) [A]:	14.90	14.98	15.07	15.16	15.24	15.33	15.42
max. power (tolerance±3%) [W]:	590	595	600	605	610	615	620
Fuse Rating [A]	30	30	30	30	30	30	30
	BNPI						
open-circuit voltage (tolerance±5%) [V]:	50.21	50.31	50.41	50.51	50.61	50.71	50.81
voltage at max. power [V]:	41.43	41.53	41.63	41.73	41.83	41.93	42.03

current at max. power [A]:	15.30	15.39	15.48	15.57	15.66	15.76	15.85
short-circuit current (tolerance±5%) [A]:	16.00	16.10	16.19	16.28	16.38	16.47	16.56
max. power (tolerance±3%) [W]:	634	639	645	650	655	661	666
Fuse Rating [A]	30	30	30	30	30	30	30
	BSI						
short-circuit current (tolerance±5%) [A]:	17.35	17.45	17.56	17.66	17.76	17.86	17.96
φPmax	55±10%						
φVoc	98±5%						
φIsc	55±10%						

	LR7-60HJBB-535M	LR7-60HJBB-540M	LR7-60HJBB-545M	LR7-60HJBB-550M	LR7-60HJBB-555M	LR7-60HJBB-560M	LR7-60HJBB-565M
	STC						
open-circuit voltage (tolerance±5%) [V]:	45.62	45.72	45.82	45.92	46.02	46.12	46.22
voltage at max. power [V]:	37.64	37.74	37.84	37.94	38.04	38.14	38.24
current at max. power [A]:	14.21	14.31	14.40	14.50	14.59	14.68	14.78
short-circuit current (tolerance±5%) [A]:	14.87	14.97	15.06	15.16	15.25	15.35	15.45
max. power (tolerance±3%) [W]:	535	540	545	550	555	560	565
Fuse Rating [A]	30	30	30	30	30	30	30
	BNPI						
open-circuit voltage (tolerance±5%) [V]:	45.62	45.72	45.82	45.92	46.02	46.12	46.22
voltage at max. power [V]:	37.64	37.74	37.84	37.94	38.04	38.14	38.24
current at max. power [A]:	15.27	15.37	15.47	15.57	15.67	15.77	15.87
short-circuit current	15.97	16.08	16.18	16.28	16.39	16.49	16.59

(tolerance±5%) [A]:							
max. power (tolerance±3%) [W]:	575	580	585	591	596	602	607
Fuse Rating [A]	30	30	30	30	30	30	30
	BSI						
short-circuit current (tolerance±5%) [A]:	17.32	17.43	17.55	17.66	17.77	17.88	17.99
φPmax	55±10%						
φVoc	98±5%						
φIsc	55±10%						

	LR7-54HJBB-480M	LR7-54HJBB-485M	LR7-54HJBB-490M	LR7-54HJBB-495M	LR7-54HJBB-500M	LR7-54HJBB-505M	LR7-54HJBB-510M
	STC						
open-circuit voltage (tolerance±5%) [V]:	41.05	41.15	41.25	41.35	41.45	41.55	41.65
voltage at max. power [V]:	33.87	33.97	34.07	34.17	34.27	34.37	34.47
current at max. power [A]:	14.17	14.28	14.38	14.49	14.59	14.69	14.80
short-circuit current (tolerance±5%) [A]:	14.82	14.93	15.04	15.15	15.26	15.37	15.48
max. power (tolerance±3%) [W]:	480	485	490	495	500	505	510
Fuse Rating [A]	30	30	30	30	30	30	30
	BNPI						
open-circuit voltage (tolerance±5%) [V]:	41.05	41.15	41.25	41.35	41.45	41.55	41.65
voltage at max. power [V]:	33.87	33.97	34.07	34.17	34.27	34.37	34.47
current at max. power [A]:	15.23	15.34	15.45	15.56	15.68	15.79	15.90
short-circuit current (tolerance±5%) [A]:	15.92	16.03	16.15	16.27	16.39	16.51	16.63

max. power (tolerance±3%) [W]:	516	521	526	532	537	542	548
Fuse Rating [A]	30	30	30	30	30	30	30
	BSI						
short-circuit current (tolerance±5%) [A]:	17.26	17.39	17.52	17.65	17.77	17.90	18.03
φPmax	55±10%						
φVoc	98±5%						
φIsc	55±10%						

	LR7-48HJBB-425M	LR7-48HJBB-430M	LR7-48HJBB-435M	LR7-48HJBB-440M	LR7-48HJBB-445M	LR7-48HJBB-450M	LR7-48HJBB-455M
	STC						
open-circuit voltage (tolerance±5%) [V]:	36.43	36.53	36.63	36.73	36.83	36.93	37.03
voltage at max. power [V]:	30.05	30.15	30.25	30.35	30.45	30.55	30.65
current at max. power [A]:	14.14	14.26	14.38	14.50	14.61	14.73	14.84
short-circuit current (tolerance±5%) [A]:	14.80	14.92	15.04	15.16	15.28	15.40	15.52
max. power (tolerance±3%) [W]:	425	430	435	440	445	450	455
Fuse Rating [A]	30	30	30	30	30	30	30
	BNPI						
open-circuit voltage (tolerance±5%) [V]:	36.43	36.53	36.63	36.73	36.83	36.93	37.03
voltage at max. power [V]:	30.05	30.15	30.25	30.35	30.45	30.55	30.65
current at max. power [A]:	15.19	15.32	15.45	15.57	15.70	15.82	15.95
short-circuit current (tolerance±5%) [A]:	15.90	16.02	16.15	16.28	16.41	16.54	16.67
max. power (tolerance±3%) [W]:	457	462	467	473	478	483	489

Fuse Rating [A]	30	30	30	30	30	30	30
	BSI						
short-circuit current (tolerance±5%) [A]:	17.24	17.38	17.52	17.66	17.80	17.94	18.08
φPmax	55±10%						
φVoc	98±5%						
φIsc	55±10%						

	LR7-36HJBB-315M	LR7-36HJBB-320M	LR7-36HJBB-325M	LR7-36HJBB-330M	LR7-36HJBB-335M	LR7-36HJBB-340M	LR7-36HJBB-345M
	STC						
open-circuit voltage (tolerance±5%) [V]:	27.25	27.35	27.45	27.55	27.65	27.75	27.85
voltage at max. power [V]:	22.46	22.56	22.66	22.76	22.86	22.96	23.06
current at max. power [A]:	14.02	14.18	14.34	14.50	14.65	14.81	14.96
short-circuit current (tolerance±5%) [A]:	14.76	14.88	15.00	15.16	15.32	15.48	15.64
max. power (tolerance±3%) [W]:	315	320	325	330	335	340	345
Fuse Rating [A]	30	30	30	30	30	30	30
	BNPI						
open-circuit voltage (tolerance±5%) [V]:	27.25	27.35	27.45	27.55	27.65	27.75	27.85
voltage at max. power [V]:	22.46	22.56	22.66	22.76	22.86	22.96	23.06
current at max. power [A]:	15.06	15.24	15.40	15.57	15.74	15.91	16.07
short-circuit current (tolerance±5%) [A]:	15.85	15.98	16.11	16.28	16.45	16.63	16.80
max. power (tolerance±3%) [W]:	338	344	349	355	360	365	371
Fuse Rating [A]	30	30	30	30	30	30	30
	BSI						

short-circuit current (tolerance±5%) [A]:	17.19	17.33	17.47	17.66	17.84	18.03	18.22
φPmax	55±10%						
φVoc	98±5%						
φIsc	55±10%						

	LR7-32HJBB-280M	LR7-32HJBB-285M	LR7-32HJBB-290M	LR7-32HJBB-295M	LR7-32HJBB-300M	LR7-32HJBB-305M	LR7-32HJBB-310M
	STC						
open-circuit voltage (tolerance±5%) [V]:	24.22	24.32	24.42	24.52	24.62	24.72	24.82
voltage at max. power [V]:	19.96	20.06	20.16	20.26	20.36	20.46	20.56
current at max. power [A]:	14.03	14.21	14.38	14.56	14.73	14.91	15.08
short-circuit current (tolerance±5%) [A]:	14.70	14.82	14.98	15.22	15.40	15.58	15.76
max. power (tolerance±3%) [W]:	280	285	290	295	300	305	310
Fuse Rating [A]	30	30	30	30	30	30	30
	BNPI						
open-circuit voltage (tolerance±5%) [V]:	24.22	24.32	24.42	24.52	24.62	24.72	24.82
voltage at max. power [V]:	19.96	20.06	20.16	20.26	20.36	20.46	20.56
current at max. power [A]:	15.07	15.26	15.45	15.64	15.83	16.01	16.20
short-circuit current (tolerance±5%) [A]:	15.79	15.92	16.09	16.35	16.55	16.74	16.93
max. power (tolerance±3%) [W]:	301	306	312	317	322	328	333
Fuse Rating [A]	30	30	30	30	30	30	30
	BSI						
short-circuit current (tolerance±5%) [A]:	17.12	17.26	17.45	17.73	17.94	18.15	18.36

φPmax	55±10%
φVoc	98±5%
φIsc	55±10%

	LR8-66HTD-600M	LR8-66HTD-605M	LR8-66HTD-610M	LR8-66HTD-615M	LR8-66HTD-620M	LR8-66HTD-625M	LR8-66HTD-630M
	STC						
open-circuit voltage (tolerance±5%) [V]:	48.72	48.82	48.92	49.02	49.12	49.22	49.32
voltage at max. power [V]:	39.98	40.08	40.18	40.28	40.38	40.48	40.58
current at max. power [A]:	15.01	15.09	15.18	15.27	15.35	15.44	15.52
short-circuit current (tolerance±5%) [A]:	15.74	15.82	15.90	15.98	16.06	16.14	16.22
max. power (tolerance±3%) [W]:	600	605	610	615	620	625	630
Fuse Rating [A]	35	35	35	35	35	35	35
	BNPI						
open-circuit voltage (tolerance±5%) [V]:	48.72	48.82	48.92	49.02	49.12	49.22	49.32
voltage at max. power [V]:	39.98	40.08	40.18	40.28	40.38	40.48	40.58
current at max. power [A]:	16.43	16.52	16.62	16.71	16.81	16.90	16.99
short-circuit current (tolerance±5%) [A]:	17.23	17.31	17.40	17.49	17.58	17.67	17.75
max. power (tolerance±3%) [W]:	657	662	668	673	679	684	690
Fuse Rating [A]	35	35	35	35	35	35	35
	BSI						
short-circuit current (tolerance±5%) [A]:	19.05	19.14	19.24	19.34	19.43	19.53	19.63
φPmax	70±5%						
φVoc	98±5%						

φIsc	70±5%						
	LR8-66HTD-635M	LR8-66HTD-640M	LR8-66HTD-645M	LR8-66HTD-650M	LR8-66HTD-655M		
	STC						
open-circuit voltage (tolerance±5%) [V]:	49.42	49.52	49.62	49.72	49.82		
voltage at max. power [V]:	40.68	40.78	40.88	40.98	41.08		
current at max. power [A]:	15.61	15.69	15.78	15.86	15.94		
short-circuit current (tolerance±5%) [A]:	16.30	16.38	16.46	16.54	16.62		
max. power (tolerance±3%) [W]:	635	640	645	650	655		
Fuse Rating [A]	35	35	35	35	35		
	BNPI						
open-circuit voltage (tolerance±5%) [V]:	49.42	49.52	49.62	49.72	49.82		
voltage at max. power [V]:	40.68	40.78	40.88	40.98	41.08		
current at max. power [A]:	17.08	17.18	17.27	17.36	17.45		
short-circuit current (tolerance±5%) [A]:	17.84	17.93	18.02	18.10	18.19		
max. power (tolerance±3%) [W]:	695	700	706	711	717		
Fuse Rating [A]	35	35	35	35	35		
	BSI						
short-circuit current (tolerance±5%) [A]:	19.72	19.82	19.92	20.01	20.11		
φPmax	70±5%						
φVoc	98±5%						
φIsc	70±5%						

	LR9-66HYD-730M	LR9-66HYD-735M	LR9-66HYD-740M	LR9-66HYD-745M	LR9-66HYD-750M	LR9-66HYD-755M	

Data form for critical components and material information

	STC						
open-circuit voltage (tolerance±5%) [V]:	48.92	48.99	49.06	49.13	49.20	49.27	
voltage at max. power [V]:	42.19	42.34	42.49	42.64	42.79	42.94	
current at max. power [A]:	17.30	17.36	17.42	17.47	17.53	17.58	
short-circuit current (tolerance±5%) [A]:	18.50	18.54	18.58	18.62	18.66	18.70	
max. power (tolerance±3%) [W]:	730	735	740	745	750	755	
Fuse Rating [A]	35	35	35	35	35	35	
	BNPI						
open-circuit voltage (tolerance±5%) [V]:	48.92	48.99	49.06	49.13	49.20	49.27	
voltage at max. power [V]:	42.19	42.34	42.49	42.64	42.79	42.94	
current at max. power [A]:	19.05	19.12	19.18	19.24	19.30	19.36	
short-circuit current (tolerance±5%) [A]:	20.37	20.42	20.46	20.51	20.55	20.59	
max. power (tolerance±3%) [W]:	804	809	815	820	826	831	
Fuse Rating [A]	35	35	35	35	35	35	
	BSI						
short-circuit current (tolerance±5%) [A]:	22.66	22.71	22.76	22.81	22.86	22.91	
φPmax	75±5%						
φVoc	98±5%						
φIsc	75±5%						

	LR8-60HVD-550M/ LR8-60HVDF-550M	LR8-60HVD-555M/ LR8-60HVDF-555M	LR8-60HVD-560M/ LR8-60HVDF-560M	LR8-60HVD-565M/ LR8-60HVDF-565M	LR8-60HVD-570M/ LR8-60HVDF-570M	LR8-60HVD-575M/ LR8-60HVDF-575M	LR8-60HVD-580M/ LR8-60HVDF-580M
	STC						

open-circuit voltage (tolerance±5%) [V]:	44.38	44.48	44.58	44.68	44.78	44.88	44.98
voltage at max. power [V]:	36.44	36.54	36.64	36.74	36.84	36.94	37.04
current at max. power [A]:	15.09	15.19	15.28	15.38	15.47	15.57	15.66
short-circuit current (tolerance±5%) [A]:	15.82	15.91	15.99	16.08	16.17	16.26	16.35
max. power (tolerance±3%) [W]:	550	555	560	565	570	575	580
Fuse Rating [A]	35	35	35	35	35	35	35
	BNPI						
open-circuit voltage (tolerance±5%) [V]:	44.38	44.48	44.58	44.68	44.78	44.88	44.98
voltage at max. power [V]:	36.44	36.54	36.64	36.74	36.84	36.94	37.04
current at max. power [A]:	16.62	16.73	16.83	16.94	17.04	17.14	17.25
short-circuit current (tolerance±5%) [A]:	17.42	17.52	17.61	17.71	17.81	17.90	18.00
max. power (tolerance±3%) [W]:	606	611	617	622	628	633	639
Fuse Rating [A]	35	35	35	35	35	35	35
	BSI						
short-circuit current (tolerance±5%) [A]:	19.38	19.49	19.59	19.70	19.81	19.92	20.02
φPmax	75±5%						
φVoc	98±5%						
φIsc	75±5%						
	LR8-60HVD-585M/ LR8-60HVDF-585M	LR8-60HVD-590M/ LR8-60HVDF-590M	LR8-60HVD-595M/ LR8-60HVDF-595M	LR8-60HVD-600M/ LR8-60HVDF-600M	LR8-60HVD-605M/ LR8-60HVDF-605M	LR8-60HVD-610M/ LR8-60HVDF-610M	LR8-60HVD-615M/ LR8-60HVDF-615M
	STC						
open-circuit voltage (tolerance±5%) [V]:	45.08	45.18	45.28	45.38	45.48	45.58	45.68

voltage at max. power [V]:	37.14	37.24	37.34	37.44	37.54	37.64	37.74
current at max. power [A]:	15.75	15.84	15.94	16.03	16.12	16.21	16.30
short-circuit current (tolerance±5%) [A]:	16.43	16.52	16.61	16.70	16.79	16.87	16.96
max. power (tolerance±3%) [W]:	585	590	595	600	605	610	615
Fuse Rating [A]	35	35	35	35	35	35	35
	BNPI						
open-circuit voltage (tolerance±5%) [V]:	45.08	45.18	45.28	45.38	45.48	45.58	45.68
voltage at max. power [V]:	37.14	37.24	37.34	37.44	37.54	37.64	37.74
current at max. power [A]:	17.35	17.45	17.55	17.65	17.75	17.85	17.95
short-circuit current (tolerance±5%) [A]:	18.10	18.20	18.29	18.39	18.49	18.58	18.68
max. power (tolerance±3%) [W]:	644	650	655	661	666	672	677
Fuse Rating [A]	35	35	35	35	35	35	35
	BSI						
short-circuit current (tolerance±5%) [A]:	20.13	20.24	20.35	20.46	20.56	20.67	20.78
φPmax	75±5%						
φVoc	98±5%						
φIsc	75±5%						
	LR8-60HVD-620M/ LR8-60HVDF-620M						
	STC						
open-circuit voltage (tolerance±5%) [V]:	45.78						
voltage at max. power [V]:	37.84						
current at max. power [A]:	16.39						

short-circuit current (tolerance±5%) [A]:	17.05						
max. power (tolerance±3%) [W]:	620						
Fuse Rating [A]	35						
	BNPI						
open-circuit voltage (tolerance±5%) [V]:	45.78						
voltage at max. power [V]:	37.84						
current at max. power [A]:	18.04						
short-circuit current (tolerance±5%) [A]:	18.78						
max. power (tolerance±3%) [W]:	683						
Fuse Rating [A]	35						
	BSI						
short-circuit current (tolerance±5%) [A]:	20.89						
φPmax	75±5%						
φVoc	98±5%						
φIsc	75±5%						

	LR8-54HVD-490M/ LR8-54HVDF-490M	LR8-54HVD-495M/ LR8-54HVDF-495M	LR8-54HVD-500M/ LR8-54HVDF-500M	LR8-54HVD-505M/ LR8-54HVDF-505M	LR8-54HVD-510M/ LR8-54HVDF-510M	LR8-54HVD-515M/ LR8-54HVDF-515M	LR8-54HVD-520M/ LR8-54HVDF-520M
	STC						
open-circuit voltage (tolerance±5%) [V]:	39.84	39.94	40.04	40.14	40.24	40.34	40.44
voltage at max. power [V]:	32.70	32.80	32.90	33.00	33.10	33.20	33.30
current at max. power [A]:	14.99	15.09	15.20	15.30	15.41	15.51	15.62
short-circuit current (tolerance±5%) [A]:	15.72	15.82	15.91	16.01	16.11	16.21	16.31

max. power (tolerance±3%) [W]:	490	495	500	505	510	515	520
Fuse Rating [A]	35	35	35	35	35	35	35
	BNPI						
open-circuit voltage (tolerance±5%) [V]:	39.84	39.94	40.04	40.14	40.24	40.34	40.44
voltage at max. power [V]:	32.70	32.80	32.90	33.00	33.10	33.20	33.30
current at max. power [A]:	16.50	16.62	16.74	16.85	16.97	17.08	17.20
short-circuit current (tolerance±5%) [A]:	17.31	17.42	17.53	17.63	17.74	17.85	17.96
max. power (tolerance±3%) [W]:	540	545	551	556	562	567	573
Fuse Rating [A]	35	35	35	35	35	35	35
	BSI						
short-circuit current (tolerance±5%) [A]:	19.26	19.38	19.50	19.62	19.74	19.85	19.97
φPmax	75±5%						
φVoc	98±5%						
φIsc	75±5%						
	LR8-54HVD-525M/ LR8-54HVDF-525M	LR8-54HVD-530M/ LR8-54HVDF-530M	LR8-54HVD-535M/ LR8-54HVDF-535M	LR8-54HVD-540M/ LR8-54HVDF-540M	LR8-54HVD-545M/ LR8-54HVDF-545M	LR8-54HVD-550M/ LR8-54HVDF-550M	LR8-54HVD-555M/ LR8-54HVDF-555M
	STC						
open-circuit voltage (tolerance±5%) [V]:	40.54	40.64	40.74	40.84	40.94	41.04	41.14
voltage at max. power [V]:	33.40	33.50	33.60	33.70	33.80	33.90	34.00
current at max. power [A]:	15.72	15.82	15.92	16.03	16.13	16.23	16.33
short-circuit current (tolerance±5%) [A]:	16.40	16.50	16.60	16.70	16.79	16.89	16.99
max. power (tolerance±3%) [W]:	525	530	535	540	545	550	555
Fuse Rating [A]	35	35	35	35	35	35	35

Data form for critical components and material information

	BNPI						
open-circuit voltage (tolerance±5%) [V]:	40.54	40.64	40.74	40.84	40.94	41.04	41.14
voltage at max. power [V]:	33.40	33.50	33.60	33.70	33.80	33.90	34.00
current at max. power [A]:	17.31	17.42	17.54	17.65	17.76	17.87	17.98
short-circuit current (tolerance±5%) [A]:	18.06	18.17	18.28	18.39	18.50	18.60	18.71
max. power (tolerance±3%) [W]:	578	584	589	595	600	606	611
Fuse Rating [A]	35	35	35	35	35	35	35
	BSI						
short-circuit current (tolerance±5%) [A]:	20.09	20.21	20.33	20.45	20.57	20.69	20.81
φPmax	75±5%						
φVoc	98±5%						
φIsc	75±5%						
	LR8-54HVD-560M/ LR8-54HVDF-560M						
	STC						
open-circuit voltage (tolerance±5%) [V]:	41.24						
voltage at max. power [V]:	34.10						
current at max. power [A]:	16.42						
short-circuit current (tolerance±5%) [A]:	17.09						
max. power (tolerance±3%) [W]:	560						
Fuse Rating [A]	35						
	BNPI						
open-circuit voltage	41.24						

(tolerance±5%) [V]:							
voltage at max. power [V]:	34.10						
current at max. power [A]:	18.09						
short-circuit current (tolerance±5%) [A]:	18.82						
max. power (tolerance±3%) [W]:	617						
Fuse Rating [A]	35						
	BSI						
short-circuit current (tolerance±5%) [A]:	20.93						
φPmax	75±5%						
φVoc	98±5%						
φIsc	75±5%						

	LR8-48HVD-430M/ LR8-48HVDF-430M	LR8-48HVD-435M/ LR8-48HVDF-435M	LR8-48HVD-440M/ LR8-48HVDF-440M	LR8-48HVD-445M/ LR8-48HVDF-445M	LR8-48HVD-450M/ LR8-48HVDF-450M	LR8-48HVD-455M/ LR8-48HVDF-455M	LR8-48HVD-460M/ LR8-48HVDF-460M
	STC						
open-circuit voltage (tolerance±5%) [V]:	35.31	35.41	35.51	35.61	35.71	35.81	35.91
voltage at max. power [V]:	28.95	29.05	29.15	29.25	29.35	29.45	29.55
current at max. power [A]:	14.85	14.97	15.09	15.21	15.33	15.45	15.56
short-circuit current (tolerance±5%) [A]:	15.70	15.80	15.90	16.00	16.10	16.19	16.29
max. power (tolerance±3%) [W]:	430	435	440	445	450	455	460
Fuse Rating [A]	35	35	35	35	35	35	35
	BNPI						
open-circuit voltage (tolerance±5%) [V]:	35.31	35.41	35.51	35.61	35.71	35.81	35.91

voltage at max. power [V]:	28.95	29.05	29.15	29.25	29.35	29.45	29.55
current at max. power [A]:	16.35	16.49	16.62	16.75	16.88	17.01	17.14
short-circuit current (tolerance±5%) [A]:	17.30	17.40	17.51	17.62	17.73	17.83	17.94
max. power (tolerance±3%) [W]:	474	479	485	490	496	501	507
Fuse Rating [A]	35	35	35	35	35	35	35
	BSI						
short-circuit current (tolerance±5%) [A]:	19.24	19.36	19.48	19.60	19.72	19.84	19.96
φPmax	75±5%						
φVoc	98±5%						
φIsc	75±5%						
	LR8-48HVD-465M/ LR8-48HVDF-465M	LR8-48HVD-470M/ LR8-48HVDF-470M	LR8-48HVD-475M/ LR8-48HVDF-475M	LR8-48HVD-480M/ LR8-48HVDF-480M	LR8-48HVD-485M/ LR8-48HVDF-485M	LR8-48HVD-490M/ LR8-48HVDF-490M	LR8-48HVD-495M/ LR8-48HVDF-495M
	STC						
open-circuit voltage (tolerance±5%) [V]:	36.01	36.11	36.21	36.31	36.41	36.51	36.61
voltage at max. power [V]:	29.65	29.75	29.85	29.95	30.05	30.15	30.25
current at max. power [A]:	15.68	15.80	15.91	16.02	16.14	16.25	16.36
short-circuit current (tolerance±5%) [A]:	16.39	16.49	16.58	16.68	16.78	16.88	16.98
max. power (tolerance±3%) [W]:	465	470	475	480	485	490	495
Fuse Rating [A]	35	35	35	35	35	35	35
	BNPI						
open-circuit voltage (tolerance±5%) [V]:	36.01	36.11	36.21	36.31	36.41	36.51	36.61
voltage at max. power [V]:	29.65	29.75	29.85	29.95	30.05	30.15	30.25
current at max. power [A]:	17.27	17.40	17.52	17.65	17.77	17.90	18.02

short-circuit current (tolerance±5%) [A]:	18.05	18.16	18.26	18.37	18.48	18.59	18.69
max. power (tolerance±3%) [W]:	512	518	523	529	534	540	545
Fuse Rating [A]	35	35	35	35	35	35	35
	BSI						
short-circuit current (tolerance±5%) [A]:	20.08	20.20	20.32	20.44	20.56	20.68	20.80
φPmax	75±5%						
φVoc	98±5%						
φIsc	75±5%						
	LR8-48HVD-500M/ LR8-48HVDF-500M						
	STC						
open-circuit voltage (tolerance±5%) [V]:	36.71						
voltage at max. power [V]:	30.35						
current at max. power [A]:	16.47						
short-circuit current (tolerance±5%) [A]:	17.07						
max. power (tolerance±3%) [W]:	500						
Fuse Rating [A]	35						
	BNPI						
open-circuit voltage (tolerance±5%) [V]:	36.71						
voltage at max. power [V]:	30.35						
current at max. power [A]:	18.14						
short-circuit current (tolerance±5%) [A]:	18.80						

max. power (tolerance±3%) [W]:	551						
Fuse Rating [A]	35						
	BSI						
short-circuit current (tolerance±5%) [A]:	20.92						
φPmax	75±5%						
φVoc	98±5%						
φIsc	75±5%						

	LGi8-66HVD-600M	LGi8-66HVD-605M	LGi8-66HVD-610M	LGi8-66HVD-615M	LGi8-66HVD-620M	LGi8-66HVD-625M	LGi8-66HVD-630M
open-circuit voltage (tolerance±5%) [V]:	48.72	48.82	48.92	49.02	49.12	49.22	49.32
voltage at max. power [V]:	39.98	40.08	40.18	40.28	40.38	40.48	40.58
current at max. power [A]:	15.01	15.09	15.18	15.27	15.36	15.44	15.53
short-circuit current (tolerance±5%) [A]:	15.74	15.82	15.90	15.98	16.06	16.14	16.22
max. power (tolerance±3%) [W]:	600	605	610	615	620	625	630
Fuse Rating [A]	35	35	35	35	35	35	35
	LGi8-66HVD-635M	LGi8-66HVD-640M	LGi8-66HVD-645M	LGi8-66HVD-650M	LGi8-66HVD-655M	LGi8-66HVD-660M	LGi8-66HVD-665M
open-circuit voltage (tolerance±5%) [V]:	49.42	49.52	49.62	49.72	49.82	49.92	50.02
voltage at max. power [V]:	40.68	40.78	40.88	40.98	41.08	41.18	41.28
current at max. power [A]:	15.61	15.69	15.78	15.86	15.94	16.03	16.11
short-circuit current (tolerance±5%) [A]:	16.30	16.38	16.46	16.54	16.62	16.70	16.78
max. power (tolerance±3%) [W]:	635	640	645	650	655	660	665
Fuse Rating [A]	35	35	35	35	35	35	35

	LGi8-66HVD-670M						
open-circuit voltage (tolerance±5%) [V]:	50.12						
voltage at max. power [V]:	41.38						
current at max. power [A]:	16.19						
short-circuit current (tolerance±5%) [A]:	16.86						
max. power (tolerance±3%) [W]:	670						
Fuse Rating [A]	35						

	LGi7-11CHYD-50M	LGi7-11CHYD-55M	LGi7-11CHYD-60M	LGi7-11CHYD-65M	LGi7-11CHYD-70M	LGi7-11CHYD-75M	LGi7-11CHYD-80M
open-circuit voltage (tolerance±5%) [V]:	7.97	8.00	8.04	8.06	8.11	8.12	8.13
voltage at max. power [V]:	6.55	6.60	6.65	6.68	6.72	6.76	6.86
current at max. power [A]:	7.67	8.29	8.99	9.69	10.40	11.14	11.69
short-circuit current (tolerance±5%) [A]:	7.67	8.57	9.46	10.30	11.44	13.38	13.41
max. power (tolerance±3%) [W]:	50	55	60	65	70	75	80
Fuse Rating [A]	30	30	30	30	30	30	30
	LGi7-11CHYD-85M	LGi7-11CHYD-90M	LGi7-11CHYD-95M	LGi7-11CHYD-100M	LGi7-11CHYD-105M	LGi7-11CHYD-110M	
open-circuit voltage (tolerance±5%) [V]:	8.15	8.16	8.17	8.18	8.21	8.22	
voltage at max. power [V]:	7.10	7.17	7.31	7.37	7.41	7.45	
current at max. power [A]:	11.98	12.56	13.01	13.57	14.19	14.80	
short-circuit current (tolerance±5%) [A]:	13.47	14.12	14.47	15.05	15.51	16.06	
max. power (tolerance±3%) [W]:	85	90	95	100	105	110	

Fuse Rating [A]	30	30	30	30	30	30	

	LR7-32HVBB-260M	LR7-32HVBB-265M	LR7-32HVBB-270M	LR7-32HVBB-275M	LR7-32HVBB-280M	LR7-32HVBB-285M	LR7-32HVBB-290M
	STC						
open-circuit voltage (tolerance±5%) [V]:	23.52	23.62	23.72	23.82	23.92	24.02	24.12
voltage at max. power [V]:	19.37	19.47	19.57	19.67	19.77	19.87	19.97
current at max. power [A]:	13.42	13.61	13.80	13.98	14.16	14.34	14.52
short-circuit current (tolerance±5%) [A]:	15.74	15.92	16.10	16.28	16.46	16.64	16.82
max. power (tolerance±3%) [W]:	260	265	270	275	280	285	290
Fuse Rating [A]	30	30	30	30	30	30	30
	BNPI						
open-circuit voltage (tolerance±5%) [V]:	23.52	23.62	23.72	23.82	23.92	24.02	24.12
voltage at max. power [V]:	17.22	17.42	17.62	17.81	18.01	18.21	18.41
current at max. power [A]:	19.37	19.47	19.57	19.67	19.77	19.87	19.97
short-circuit current (tolerance±5%) [A]:	14.69	14.90	15.10	15.30	15.50	15.70	15.89
max. power (tolerance±3%) [W]:	285	290	296	301	306	312	317
Fuse Rating [A]	30	30	30	30	30	30	30
	BSI						
short-circuit current (tolerance±5%) [A]:	19.04	19.26	19.48	19.69	19.91	20.13	20.35
φPmax	70±10%						
φVoc	98±5%						
φIsc	70±10%						

	LR7-32HVBB-295M						
	STC						
open-circuit voltage (tolerance±5%) [V]:	24.22						
voltage at max. power [V]:	20.07						
current at max. power [A]:	14.70						
short-circuit current (tolerance±5%) [A]:	17.00						
max. power (tolerance±3%) [W]:	295						
Fuse Rating [A]	30						
	BNPI						
open-circuit voltage (tolerance±5%) [V]:	24.22						
voltage at max. power [V]:	20.07						
current at max. power [A]:	16.09						
short-circuit current (tolerance±5%) [A]:	18.60						
max. power (tolerance±3%) [W]:	323						
Fuse Rating [A]	30						
	BSI						
short-circuit current (tolerance±5%) [A]:	20.57						
φPmax	70±10%						
φVoc	98±5%						
φIsc	70±10%						

	LR7-72WVD-645M	LR7-72WVD-650M	LR7-72WVD-655M	LR7-72WVD-660M	LR7-72WVD-665M	LR7-72WVD-670M	LR7-72WVD-675M

open-circuit voltage (tolerance±5%) [V]:	53.77	53.87	53.97	54.07	54.17	54.27	54.37
voltage at max. power [V]:	44.56	44.66	44.76	44.87	44.97	45.07	45.17
current at max. power [A]:	14.48	14.56	14.64	14.71	14.79	14.87	14.95
short-circuit current (tolerance±5%) [A]:	15.19	15.27	15.35	15.43	15.51	15.59	15.67
max. power (tolerance±3%) [W]:	645	650	655	660	665	670	675
Fuse Rating [A]	25	25	25	25	25	25	25
	LR7-72WVD-680M	LR7-72WVD-685M					
open-circuit voltage (tolerance±5%) [V]:	54.47	54.57					
voltage at max. power [V]:	45.27	45.37					
current at max. power [A]:	15.03	15.10					
short-circuit current (tolerance±5%) [A]:	15.75	15.83					
max. power (tolerance±3%) [W]:	680	685					
Fuse Rating [A]	25	25					

	LR7-54WVD-475M	LR7-54WVD-480M	LR7-54WVD-485M	LR7-54WVD-490M	LR7-54WVD-495M	LR7-54WVD-500M	LR7-54WVD-505M
open-circuit voltage (tolerance±5%) [V]:	40.21	40.32	40.43	40.54	40.65	40.76	40.87
voltage at max. power [V]:	33.32	33.43	33.53	33.64	33.75	33.86	33.97
current at max. power [A]:	14.26	14.36	14.47	14.57	14.67	14.77	14.87
short-circuit current (tolerance±5%) [A]:	15.02	15.12	15.22	15.32	15.42	15.52	15.62
max. power (tolerance±3%) [W]:	475	480	485	490	495	500	505
Fuse Rating [A]	25	25	25	25	25	25	25

	LR7-54WVD-510M						
open-circuit voltage (tolerance±5%) [V]:	40.98						
voltage at max. power [V]:	34.08						
current at max. power [A]:	14.97						
short-circuit current (tolerance±5%) [A]:	15.72						
max. power (tolerance±3%) [W]:	510						
Fuse Rating [A]	25						

	LR7-72WVDB-635M	LR7-72WVDB-640M	LR7-72WVDB-645M	LR7-72WVDB-650M	LR7-72WVDB-655M	LR7-72WVDB-660M	LR7-72WVDB-665M
open-circuit voltage (tolerance±5%) [V]:	53.63	53.73	53.83	53.93	54.03	54.13	54.23
voltage at max. power [V]:	44.38	44.48	44.58	44.68	44.78	44.88	44.98
current at max. power [A]:	14.31	14.39	14.47	14.55	14.63	14.71	14.79
short-circuit current (tolerance±5%) [A]:	15.00	15.08	15.16	15.24	15.32	15.40	15.48
max. power (tolerance±3%) [W]:	635	640	645	650	655	660	665
Fuse Rating [A]	25	25	25	25	25	25	25
	LR7-72WVDB-670M	LR7-72WVDB-675M					
open-circuit voltage (tolerance±5%) [V]:	54.33	54.43					
voltage at max. power [V]:	45.09	45.19					
current at max. power [A]:	14.86	14.94					
short-circuit current (tolerance±5%) [A]:	15.56	15.64					
max. power (tolerance±3%) [W]:	670	675					

Fuse Rating [A]	25	25					

	LR7-54WVDB-470M	LR7-54WVDB-475M	LR7-54WVDB-480M	LR7-54WVDB-485M	LR7-54WVDB-490M	LR7-54WVDB-495M	LR7-54WVDB-500M
open-circuit voltage (tolerance±5%) [V]:	40.14	40.28	40.42	40.56	40.70	40.84	40.98
voltage at max. power [V]:	33.22	33.36	33.50	33.64	33.79	33.93	34.07
current at max. power [A]:	14.15	14.24	14.33	14.42	14.51	14.59	14.68
short-circuit current (tolerance±5%) [A]:	14.88	14.97	15.06	15.15	15.24	15.33	15.42
max. power (tolerance±3%) [W]:	470	475	480	485	490	495	500
Fuse Rating [A]	25	25	25	25	25	25	25
	LR7-54WVDB-505M						
open-circuit voltage (tolerance±5%) [V]:	41.12						
voltage at max. power [V]:	34.21						
current at max. power [A]:	14.77						
short-circuit current (tolerance±5%) [A]:	15.51						
max. power (tolerance±3%) [W]:	505						
Fuse Rating [A]	25						

	LR4-72HBD-415M	LR4-72HBD-420M	LR4-72HBD-425M	LR4-72HBD-430M	LR4-72HBD-435M	LR4-72HBD-440M	LR4-72HBD-445M
	STC						
open-circuit voltage (tolerance±3%) [V]:	49.00	49.20	48.70	48.90	49.10	49.20	49.40
voltage at max. power [V]:	40.60	40.80	40.40	40.60	40.80	41.00	41.21
current at max. power [A]:	10.23	10.30	10.52	10.60	10.66	10.73	10.80
short-circuit current	10.89	10.96	11.22	11.30	11.36	11.45	11.52

(tolerance±3%) [A]:							
max. power (tolerance±3%) [W]:	415	420	425	430	435	440	445
Fuse Rating [A]	25	25	25	25	25	25	25
	BNPI						
open-circuit voltage (tolerance±3%) [V]:	49.00	49.20	48.70	48.90	49.10	49.20	49.40
voltage at max. power [V]:	40.60	40.80	40.40	40.60	40.80	41.00	41.21
current at max. power [A]:	11.20	11.27	11.51	11.60	11.67	11.74	11.82
short-circuit current (tolerance±3%) [A]:	11.92	12.00	12.28	12.37	12.43	12.53	12.60
max. power (tolerance±3%) [W]:	454	460	465	471	476	482	487
Fuse Rating [A]	25	25	25	25	25	25	25
	BSI						
short-circuit current (tolerance±3%) [A]:	13.18	13.26	13.58	13.67	13.75	13.85	13.93
φPmax	70±5%						
φVoc	98±5%						
φIsc	70±5%						
	LR4-72HBD-450M	LR4-72HBD-455M	LR4-72HBD-460M	LR4-72HBD-465M			
	STC						
open-circuit voltage (tolerance±3%) [V]:	49.60	49.80	50.00	50.20			
voltage at max. power [V]:	41.41	41.61	41.81	42.01			
current at max. power [A]:	10.87	10.93	11.01	11.08			
short-circuit current (tolerance±3%) [A]:	11.58	11.65	11.73	11.79			
max. power (tolerance±3%) [W]:	450	455	460	465			

Fuse Rating [A]	25	25	25	25			
	BNPI						
open-circuit voltage (tolerance±3%) [V]:	49.60	49.80	50.00	50.20			
voltage at max. power [V]:	41.41	41.61	41.81	42.01			
current at max. power [A]:	11.89	11.97	12.05	12.13			
short-circuit current (tolerance±3%) [A]:	12.68	12.75	12.84	12.90			
max. power (tolerance±3%) [W]:	493	498	503	509			
Fuse Rating [A]	25	25	25	25			
	BSI						
short-circuit current (tolerance±3%) [A]:	14.01	14.10	14.19	14.26			
φPmax	70±5%						
φVoc	98±5%						
φIsc	70±5%						

	LR4-60HBD-345M	LR4-60HBD-350M	LR4-60HBD-355M	LR4-60HBD-360M	LR4-60HBD-365M	LR4-60HBD-370M	LR4-60HBD-375M
	STC						
open-circuit voltage (tolerance±3%) [V]:	40.70	40.10	40.30	40.50	40.70	40.90	41.10
voltage at max. power [V]:	33.70	33.50	33.70	33.90	34.10	34.30	34.50
current at max. power [A]:	10.24	10.45	10.54	10.62	10.71	10.79	10.87
short-circuit current (tolerance±3%) [A]:	10.88	11.15	11.24	11.33	11.41	11.50	11.58
max. power (tolerance±3%) [W]:	345	350	355	360	365	370	375
Fuse Rating [A]	25	25	25	25	25	25	25
	BNPI						

open-circuit voltage (tolerance±3%) [V]:	40.70	40.10	40.30	40.50	40.70	40.90	41.10
voltage at max. power [V]:	33.70	33.50	33.70	33.90	34.10	34.30	34.50
current at max. power [A]:	11.21	11.44	11.54	11.62	11.72	11.81	11.90
short-circuit current (tolerance±3%) [A]:	11.91	12.20	12.30	12.40	12.49	12.59	12.67
max. power (tolerance±3%) [W]:	378	383	389	394	399	405	410
Fuse Rating [A]	25	25	25	25	25	25	25
	BSI						
short-circuit current (tolerance±3%) [A]:	13.16	13.49	13.60	13.71	13.81	13.92	14.01
φPmax	70±5%						
φVoc	98±5%						
φIsc	70±5%						

Signature of the Certification Holder:

Name, seal and signature of Certificate Holder:	Tao Kou
Date:	2025-05-29